

2019 DRAGONS BASEBALL

PROTECT THE "D"

2017

BACK

2018

BACK

2



Atlanta Dragons Baseball



Atlanta Dragons Baseball



@AtlantaDragons

Mizuno Pro Aero



Rawlings Custom Pro



The Dragons take pride in how they look on and off the field.
Thanks to our partnership with Mizuno and Rawlings the Dragons will showcase high-performance, cutting edge jerseys during the 2019 season.



PROTECT THE "D"



2019 QUICK FACTS

Dragons Baseball

Location:.....Atlanta, GA
Founded:.....1996
Total Number of Players.....147
Colors:.....Navy Blue, Red, and White
Conference:.....25+ National (Eastern Division)

Coaching Staff

Head Coach:.....Brett Washburn (Jamestown, ND)
Career Record:.....248-132-3 (.651); 18th Season
Assistant Coach:.....James Cooper (Johnstown, PA)
Career Record:.....8-9 (.471); MSBL Fall Classic

2018 Review

Overall Record:.....24-4
Home:.....14-2
Away:.....10-2
Conference Record:.....21-4
Home:.....11-2
Away:.....10-2
Conference Finish:.....First in 25+ National
Division Record:.....10-1
Home:.....5-1
Away:.....5-0
Division Finish:.....First in 25+ Eastern



2019 Outlook

Returning Players/Lost:.....17/2
Newcomers:.....3

History

All-Time Record.....310-189-4 (.616)
25+ Division Titles.....Seven
25+ Conference Titles.....Two (2017 & 2018)
25+ Conference Runner-Up.....Three
25+ Conference Final 4.....Fourteen
EMBL Tournament Titles.....Three
MSBL Fall Classic Titles.....None

Facilities

Coolray Field.....Home of the Stripers
Lakeside HS.....Home of the Vikings
Newton HS.....Home of the Rams
Osborne HS.....Home of the Cardinals
Shamrock HS.....Home of the Dragons
South Cobb HS.....Home of the Eagles
South Gwinnett HS.....Home of the Comets
Ward HS.....Home of the Spartans

COMMUNICATIONS

Dragons Email.....atlantadragonsbaseball@gmail.com
Dragons Twitter.....@AtlantaDragons
Dragons Facebook.....Atlanta Dragons Baseball
Dragons Instagram.....atlantadragonsbaseball



PROTECT THE "D"



2019 ROSTER

NUMERICAL ROSTER

No.	Name	Pos.	B/T	Ht.	Wt.	Years	Hometown
1	Glenn Harbin	RHP/OF/INF	R/R	6-6	280	3	Mobile, AL
3	Brian Dermond	C/OF	L/L	5-10	210	9	Jacksonville, FL
4	Julian Madrid	OF	R/R	6-2	215	1	San Diego, CA
5	Mike Brown	OF	R/R	6-0	180	2	Omaha, NE
7	Brandon Paritz	INF	R/R	5-8	200	2	Miami, FL
8	Matt Bishop	RHP/INF	R/R	5-9	175	3	Atlanta, GA
9	Andrew Cohn	INF	R/R	6-1	210	1	Atlanta, GA
10	James Cooper	INF	R/R	6-2	203	9	Johnstown, PA
11	Brett Washburn	LHP/INF	R/L	6-2	180	22	Jamestown, ND
13	Dan French	RHP	R/R	5-9	157	1	Burlington, VT
14	Chris Haggard	RHP	R/R	6-1	205	3	Atlanta, GA
15	Brendan Pilger	OF	R/R	6-1	220	4	Decatur, GA
17	Kellen Grachek	RHP/INF/OF	R/R	5-10	195	2	Omaha, NE
18	Justin Myles	C	L/R	6-6	215	3	Snellville, GA
19	Stefan Lollar	LHP/OF	L/L	5-10	190	3	Atlanta, GA
20	Jonathan Vines	RHP/OF/INF	R/R	6-1	220	3	Social Circle, GA
24	Matt Costello	LHP/OF/INF	L/L	6-1	205	0	West Barnstable, MA
26	Joe Rodriguez	RHP/INF	R/R	6-1	223	5	Chicago, IL
55	Daniel Sarisky	RHP/OF	R/R	6-3	198	3	Duluth, GA
99	Caleb Autry	C/INF/OF	R/R	6-0	180	1	Duluth, GA

ALPHABETICAL

No.	Name	Pos.
99	Caleb Autry	C/INF/OF
8	Matt Bishop	RHP/INF
5	Mike Brown	OF
9	Andrew Cohn	INF
10	James Cooper	INF
24	Matt Costello	LHP/OF/INF
3	Brian Dermond	C/OF
13	Dan French	RHP
17	Kellen Grachek	RHP/INF/OF
14	Chris Haggard	RHP
1	Glenn Harbin	RHP/OF
19	Stefan Lollar	LHP/OF
4	Julian Madrid	OF
18	Justin Myles	C
7	Brandon Paritz	INF
15	Brendan Pilger	OF
26	Joe Rodriguez	RHP/INF
29	Daniel Sarisky	RHP/OF
20	Jonathan Vines	RHP/OF/INF
11	Brett Washburn	LHP/INF



COACHING STAFF

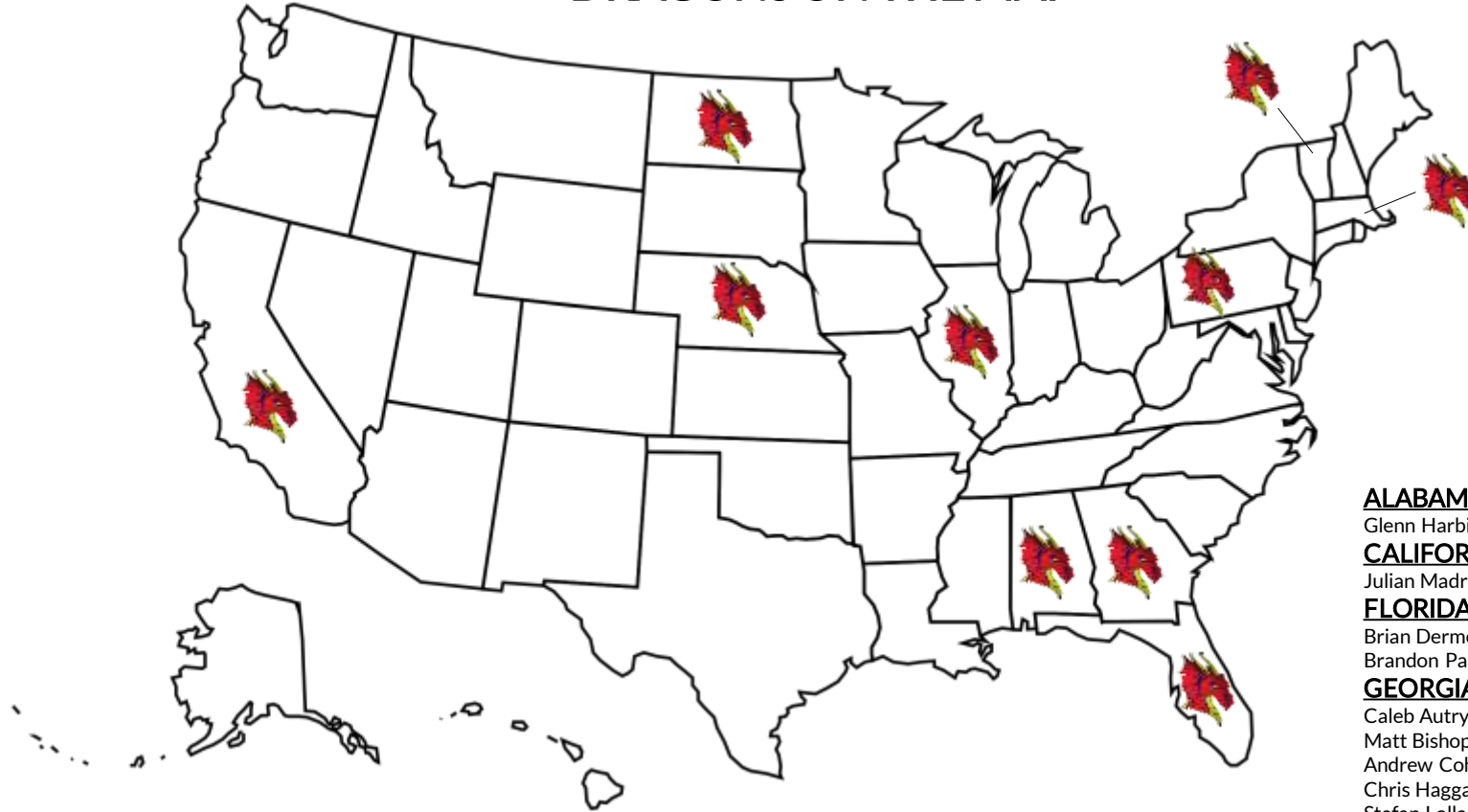
Head Coach: Brett Washburn, #11 (Jamestown, ND)
 Career Record: 248-132-3 (.651); 18 Seasons
Assistant Coach: James Cooper, #10 (Johnstown, PA)
Team Founder: Robert Frazier, #6 (Marietta, GA)



PROTECT THE "D"



DRAGONS ON THE MAP



ALABAMA(1)

Glenn Harbin (Mobile)

CALIFORNIA(1)

Julian Madrid (San Diego)

FLORIDA(2)

Brian Dermond (Jacksonville)

Brandon Paritz (Miami)

GEORGIA(9)

Caleb Autry (Duluth)

Matt Bishop (Atlanta)

Andrew Cohn (Atlanta)

Chris Haggard (Atlanta)

Stefan Lollar (Atlanta)

Justin Myles (Snellville)

Brendan Pilger (Decatur)

Daniel Sarisky (Duluth)

Jonathan Vines (Social Circle)

ILLINOIS(1)

Joe Rodriguez (Chicago)

MASSACHUSETTS(1)

Matt Costello (West Barnstable)

NEBRASKA(2)

Mike Brown (Omaha)

Kellen Grachek (Omaha)

NORTH DAKOTA(1)

Brett Washburn (Jamestown)

PENNSYLVANIA(1)

James Cooper (Johnstown)

VERMONT(1)

Dan French (Burlington)



PROTECT THE “D”



HEAD COACH BRETT WASHBURN

Brett Washburn who was named Dragons Head Coach in 2000 quickly made his mark on the Atlanta MSBL as one of the most respected managers on the circuit. In his inaugural year Washburn led the Dragons to a 12 Win season matching a Franchise Record for wins at the time. Franchise founder Robert Frazier said “ If Brett didn't take over, the Dragons never would have survived. He has done a fantastic job with the team like I knew he would”!


Over the course of 18 seasons at the helm Washburn was able to overcome adversity along the way, keeping the franchise together. After the 2007 season a combination of factors forced the Dragons to disband. Driven by the love and passion for the “D” across his chest, Washburn had the Dragons reinvested and back as a league staple by the 2009 season. The Dragons won 91 games over the next 7 seasons. After a tough 13 win season in 2015, Washburn was determined to reinvigorate the team with a roster overhaul. The 2016 season saw 5 players return and a recruiting class of 12 new flame lizards. The recruiting efforts were worth the sweat and tears as the Dragons record improved to 21 wins for the season. A Franchise Record!

“Washburn leads by example.” Assistant Coach Cooper said. “Not only does Coach Washburn have an unmatched passion for America’s Pastime, but he commands respect in the clubhouse by utilizing a team first approach”. With this approach Washburn has led the Dragons to 65 Wins since 2016 and Back to Back Atlanta MSBL Championships in 2017 and 2018. “The main thing I tell my guys all the time is Be A Good Teammate,” Washburn said. “Im fortunate to have a group of guys who care for each other and love this great game called baseball”.

Be A Good Teammate

Coach Washburn is passionate about developing his players in one area: Be A Good Teammate

PLAYER BIOS



GwinnettBraves.com



PROTECT THE "D"



#8 - Matt Bishop

4th Season

5'9 175

RHP/INF/OF

Atlanta, GA

University of Georgia



2019 Outlook

Legitimate gap to gap power at the plate especially for his size. All around player with well above average athleticism and baseball IQ. Plays the game with controlled rage and desire to win. Will give the Dragons a lockdown effort at Third Base.

Hitting

YEAR	AVG	PA	AB	R	H	2B	3B	HR	RBI	SLG%	BB	HBP	SO	SacF	OB%	SB	OPS
2016*	0.364	80	66	20	24	5	2	0	15	0.500	9	2	13	2	0.443	4	0.943
2017*	0.260	91	77	12	20	6	0	0	18	0.338	10	4	13	0	0.374	7	0.711
2018*	0.316	94	79	31	25	7	0	0	22	0.405	6	7	8	2	0.404	8	0.809

TOTALS 0.311 265 222 63 69 18 2 0 55 0.410 25 13 34 4 0.405 19 0.815

Pitching

Year	G	GS	CG	SHO	W	L	S	IP	BF	H	R	ER	HR	HBP	BB	IBB	SO	SacF	BK	WHIP	WP	OBA	ERA
2018*	3	0	0	0	0	0	0	2.0	10	0	0	0	0	3	2	0	0	0	0	1.0000	0	0.000	0.00

Totals 3 0 0 0 0 0 0 2.0 10 0 0 0 0 3 2 0 0 0 0 1.0000 0 0.000 0.00



PROTECT THE "D"



#5 - Mike Brown

3rd Season

6'0 180

OF

Omaha, NE

University of Nebraska (Omaha)



2019 Outlook

One of the Dragons team leaders. Demonstrates a team first mentality and enthusiasm for success. Knows who he is at the plate...will work deep counts putting the bat on the ball to all fields. Very intelligent player who can cover ground in the Outfield.

Hitting

YEAR	AVG	PA	AB	R	H	2B	3B	HR	RBI	SLG%	BB	HBP	SO	SacF	OB%	SB	OPS
2017*	0.205	67	44	11	9	2	0	0	6	0.250	11	11	11	0	0.470	0	0.720
2018*	0.115	34	26	8	3	1	0	0	6	0.154	7	1	9	0	0.324	0	0.477
TOTALS	0.171	101	70	19	12	3	0	0	12	0.214	18	12	20	0	0.420	0	0.634



PROTECT THE "D"



#9 – Andrew Cohn

2nd Season

6'1 210

INF

Atlanta, GA

Emory University



2019 Outlook

Middle of the order power bat who looks to drive the ball with purpose.
Defensive wizard at Short-Stop who plays the game with a confident swagger.
The Dragons will need big things from Cohn if they expect to threepeat.

Hitting

YEAR	AVG	PA	AB	R	H	2B	3B	HR	RBI	SLG%	BB	HBP	SO	SacF	OB%	SB	OPS
2018*	0.325	42	40	8	13	3	1	0	6	0.450	1	1	2	0	0.357	8	0.807
TOTALS	0.325	42	40	8	13	3	1	0	6	0.450	1	1	2	0	0.357	8	0.807



PROTECT THE "D"



#10 – James Cooper

10th Season

6'2 203

INF

Johnstown, PA

St. John's University (NY)



2019 Outlook

Eagle eye at the plate with ultra contact ability. Can hit anywhere in the lineup. Has a lengthy track record of coming through in the clutch. Enthusiastic leader known for giving his team a fighting chance. Will give the Dragons a solid up the middle option this season.

Hitting

YEAR	AVG	PA	AB	R	H	2B	3B	HR	RBI	SLG%	BB	HBP	SO	SacF	OB%	SB	OPS
2010	0.432	48	44	11	19	2	0	1	14	0.545	4	0	5	0	0.479	4	1.025
2011	0.341	51	44	13	15	0	0	0	10	0.341	5	2	1	0	0.431	2	0.772
2012	0.347	54	49	13	17	2	1	1	13	0.490	4	0	4	0	0.396	3	0.886
2013	0.537	64	54	22	29	3	0	2	18	0.704	6	2	5	1	0.587	1	1.291
2014	0.430	85	79	20	34	5	0	2	12	0.570	4	1	4	0	0.464	0	1.034
2015	0.370	63	46	21	17	2	0	1	8	0.478	16	1	6	0	0.540	0	1.018
2016*	0.274	82	73	17	20	2	0	0	13	0.301	5	2	7	1	0.333	3	0.635
2017*	0.326	100	86	20	28	4	0	0	19	0.372	10	4	9	0	0.420	3	0.792
2018*	0.385	98	78	25	30	2	0	0	23	0.410	14	6	8	0	0.510	1	0.920

TOTALS 0.378 645 553 162 209 22 1 7 130 0.459 68 18 49 2 0.460 17 0.920



PROTECT THE "D"



#24 – Matt Costello

1st Season

6'1 205

LHP/OF/INF

West Barnstable, MA

Valdosta State University



2019 Outlook

A new Two-Way addition to the Dragons in 2019 who is an elite power presence. Any swing has a chance to leave the yard.....A power Lefty who really knows how to pitch and can get crafty when needed. Matt will provide elite defense at First Base and Outfield positions.



PROTECT THE "D"



#3 – Brian Dermond

10th Season

5'10 210

C/OF

Jacksonville, FL

Florida State University



2019 Outlook

Absolute physical specimen on the diamond who gives 100% every pitch. Works deep counts and can change the game with one swing of the bat. Known for his Gluteus Maximus, his buns are the best in the Biz. A versatile team leader and one of the longest tenured Dragons. Will give coach Washburn an elite option at Catcher and Outfield.

Hitting

YEAR	AVG	PA	AB	R	H	2B	3B	HR	RBI	SLG%	BB	HBP	SO	SacF	OB%	SB	OPS
2007	0.439	47	41	20	18	3	1	0	4	0.561	3	3	2	0	0.511	6	1.072
2008	0.563	18	16	10	9	2	1	1	5	1.000	1	1	2	0	0.611	2	1.611
2009	0.326	54	46	16	15	4	1	6	14	0.848	7	0	9	1	0.407	1	1.255
2010	0.167	9	6	1	1	0	0	0	0	0.167	3	0	1	0	0.444	2	0.611
2011	0.313	85	67	25	21	7	1	6	16	0.716	11	6	8	0	0.452	10	1.169
2012	0.589	67	56	30	33	8	2	6	34	1.125	10	3	8	0	0.667	3	1.792
2013	0.295	59	44	12	13	3	0	4	9	0.636	9	5	7	1	0.458	2	1.094
2017*	0.250	90	72	19	18	3	0	0	8	0.292	9	8	16	0	0.393	4	0.685
2018*	0.377	72	61	19	23	5	1	0	13	0.492	5	5	7	1	0.458	5	0.950
TOTALS	0.369	501	409	152	151	35	7	23	103	0.658	58	31	60	3	0.479	35	1.137



PROTECT THE "D"



#99 – Caleb Autry

2nd Season

6'0 180

C/INF/OF

Duluth, GA

University of Georgia



2019 Outlook

A tournament player for the Dragons last season who will help the team in a full-time capacity in 2019. Elite defensive ability behind the plate with a rocket arm. He will contribute at multiple positions around the diamond. Autry has the ability to make a big impact at the plate showcasing his wiry strength.

Hitting

YEAR	AVG	PA	AB	R	H	2B	3B	HR	RBI	SLG%	BB	HBP	SO	SacF	OB%	SB	OPS
2018*	0.333	3	3	1	1	0	0	0	1	0.333	0	0	0	0	0.333	0	0.667
TOTALS	0.333	3	3	1	1	0	0	0	1	0.333	0	0	0	0	0.333	0	0.667



PROTECT THE "D"



#13 – Dan French

2nd Season

5'9 157

RHP

Burlington, VT

Southern Maine Community College



2019 Outlook

A newcomer in 2018, French really impressed on the mound. Going into his second season with the Dragons, he'll provide a top of the line rotation piece who is versatile enough to come out of the bullpen when needed. Fits the mold of a deceptive righty with his height and delivery.

Pitching

Year	G	GS	C	S	H	O	W	L	S	IP	BF	H	R	ER	HR	HBP	BB	IBB	SO	Sac	F	BK	WHIP	WP	OBA	ERA
2018*	12	3	0	0	4	1	2	26.1	122	19	12	7	0	2	22	0	24	0	0	1.55	70	0	0.194	2.39		
Totals	12	3	0	0	4	1	2	26.1	122	19	12	7	0	2	22	0	24	0	0	1.55	70	0	0.194	2.39		



PROTECT THE "D"



#17- Kellen Grachek

3rd Season

5'10 195

INF/OF/RHP

Omaha, NE

University of Georgia



Hitting

YEAR	AVG	PA	AB	R	H	2B	3B	HR	RBI	SLG%	BB	HBP	SO	SacF	OB%	SB	OPS
2016*	0.377	69	61	20	23	5	1	0	12	0.492	6	1	2	1	0.435	3	0.927
2018*	0.571	8	7	4	4	1	0	0	2	0.714	1	0	0	0	0.625	0	1.339

TOTALS 0.397 77 68 24 27 6 1 0 14 0.515 7 1 2 1 0.455 3 0.969

2019 Outlook

A surprisingly phenomenal athlete who loves the game. Handles the bat like a "Magic Wand" casting spells on opposing pitcher's offerings. Can hit at the top or bottom of any lineup and produce. Has the ability to play any position on the field demonstrating dazzling defensive ability. A tremendous addition to the 2019 roster, Grachek will provide the Dragons with much needed depth at every position.

Pitching

Year	G	GS	CG	SHO	W	L	S	IP	BF	H	R	ER	HR	HBP	BB	IBB	SO	SacF	BK	WHIP	WP	OBA	ERA
2016*	5	3	0	0	2	0	0	15.1	73	18	11	8	1	0	6	0	19	0	0	1.5652	0	0.269	4.70
2018*	1	0	0	0	0	0	0	2.0	9	2	0	0	0	0	0	0	3	0	0	1.0000	0	0.222	0.00

Totals 6 3 0 0 2 0 0 17.1 82 20 11 8 1 0 6 0 22 0 0 1.5000 0 0.263 4.15



PROTECT THE "D"



#14 – Chris Haggard

4th Season

6'1 205

RHP/DH

Atlanta, GA

Piedmont College



2019 Outlook

When you look up the definition of "Bulldog" in the dictionary, don't be surprised if you see Haggard's mug gazing back at you. An intense durable leader who leaves everything out on the field. A total team player would be an understatement. If the Dragons want a championship, they will need another big year from Haggard.

Hitting

YEAR	AVG	PA	AB	R	H	2B	3B	HR	RBI	SLG%	BB	HBP	SO	SacF	OB%	SB	OPS
2016*	0.241	36	29	7	7	0	0	0	4	0.241	6	0	3	1	0.361	0	0.602
2017*	0.250	39	36	8	9	0	0	0	3	0.250	2	1	4	0	0.308	0	0.558
2018*	0.261	27	23	6	6	0	0	0	7	0.261	3	1	5	0	0.370	0	0.631

TOTALS 0.250 102 88 21 22 0 0 0 14 0.250 11 2 12 1 0.343 0 0.593

Pitching

Year	G	GS	CG	SHO	W	L	S	IP	BF	H	R	ER	HR	HBP	BB	IBB	SO	SacF	BK	WHIP	WP	OBA	ERA
2016*	9	4	0	0	2	1	1	35.1	149	32	20	14	2	4	13	0	26	0	0	1.2736	1	0.242	3.57
2017*	14	6	3	1	8	2	3	64.0	270	40	19	5	1	4	23	0	53	0	0	0.9844	0	0.165	0.70
2018*	12	5	2	2	6	1	1	54.2	230	54	22	10	1	8	12	0	46	2	0	1.2073	0	0.260	1.65
Totals	35	15	5	3	16	4	5	154.0	649	126	61	29	4	16	48	0	125	2	0	1.1299	1	0.216	1.69



PROTECT THE "D"



#1- Glenn Harbin

4th Season

6'6 280

OF/RHP/INF

Mobile, AL

University of Alabama



2019 Outlook

One of the top all around power threats in the entire conference. Really starting to tap into his abilities at the plate and that was showcased at the 2018 Fall Classic when he posted a 1.870 OPS and brought home team MVP honors for the tournament. One of the most versatile players on the field defensively who plays all Outfield and Corner Infield positions. Will instill fear in opponents with his size and velocity coming out of the bullpen.

Hitting

YEAR	AVG	PA	AB	R	H	2B	3B	HR	RBI	SLG%	BB	HBP	SO	SacF	OB%	SB	OPS
2016*	0.324	88	71	11	23	4	0	0	11	0.380	10	6	25	1	0.443	6	0.823
2017*	0.250	71	60	6	15	2	0	0	8	0.283	11	0	17	0	0.366	2	0.650
2018*	0.302	52	43	13	13	4	1	1	11	0.512	4	2	13	2	0.373	2	0.884
TOTALS	0.293	211	174	30	51	10	1	1	30	0.379	25	8	55	3	0.400	10	0.779

Pitching

Year	G	GS	CG	SHO	W	L	S	IP	BF	H	R	ER	HR	HBP	BB	IBB	SO	SacF	BK	WHIP	WP	OBA	ERA
2016*	8	1	0	0	1	0	0	13.0	64	5	9	8	0	4	15	0	20	0	0	1.5385	0	0.111	5.54
2017*	4	0	0	0	0	0	0	6.0	28	8	10	8	0	0	8	0	7	0	0	2.6667	3	0.400	12.00
2018*	2	0	0	0	0	0	0	1.0	7	0	1	1	0	1	3	0	1	0	0	3.0000	0	0.000	9.00
Totals	14	1	0	0	1	0	0	20.0	99	13	20	17	0	5	26	0	28	0	0	1.9500	3	0.191	7.65



PROTECT THE "D"



#19 – Stefan Lollar

4th Season

5'10 190

LHP/OF

Atlanta, GA

Emory University



2019 Outlook

Hands down the best two-way player in Dragons history. A coaches dream, Lollar does everything exceptionally well. Known for his superior ability to get on base at the plate.....meanwhile dominating the most intimidating lineups on the mound with fineness, intellect, and sheer determination. One of the most fundamentally sound Defenders and Base Runners in Dragons history. Dragons will need a mirror image of the back of Lollar's baseball card in 2019.

Hitting

YEAR	AVG	PA	AB	R	H	2B	3B	HR	RBI	SLG%	BB	HBP	SO	SacF	OB%	SB	OPS
2016*	0.362	92	69	30	25	5	1	1	15	0.507	12	8	8	3	0.489	7	0.996
2017*	0.209	94	67	26	14	5	0	0	11	0.284	17	8	9	2	0.415	6	0.698
2018*	0.371	88	62	27	23	2	0	0	10	0.403	16	10	5	0	0.557	5	0.960

TOTALS 0.313 274 198 83 62 12 1 1 36 0.399 45 26 22 5 0.485 18 0.884

Pitching

Year	G	GS	CG	SHO	W	L	S	IP	BF	H	R	ER	HR	HBP	BB	IBB	SO	SacF	BK	WHIP	WP	OBA	ERA
2016*	11	7	1	0	6	0	0	47.0	188	28	13	7	1	1	10	0	36	0	0	0.8085	1	0.158	1.34
2017*	11	6	1	0	3	1	2	49.2	210	45	15	10	2	0	16	0	30	1	0	1.2282	0	0.233	1.81
2018*	11	5	2	1	6	0	1	47.0	181	30	8	3	0	0	8	0	40	0	0	0.8085	0	0.173	0.57

Totals 33 18 4 1 15 1 3 143.2 579 103 36 20 3 1 34 0 106 1 0 0.9536 1 0.190 1.25



PROTECT THE “D”



#4 – Julian Madrid
2nd Season
6’2 215
OF
San Diego, CA
United States Air Force Academy



2019 Outlook

Full of energy and enthusiasm, Madrid was an incredible addition in 2018. Gritty....Hard-nosed player, the definition of a Dragon. Took big strides as his rookie season progressed and the team expects big things at the plate in 2019. Can play all three outfield positions, and provide Elite defense.

Hitting

YEAR	AVG	PA	AB	R	H	2B	3B	HR	RBI	SLG%	BB	HBP	SO	SacF	OB%	SB	OPS
2018*	0.343	46	35	10	12	0	0	0	10	0.343	6	3	6	1	0.467	0	0.810
TOTALS	0.343	46	35	10	12	0	0	0	10	0.343	6	3	6	1	0.467	0	0.810



#18 – Justin Myles

4th Season

6'6 215

C

Snellville, GA

University of Georgia



2019 Outlook

One of the best defensive catchers in the conference. A true field general behind the plate. Pitchers rave about his pitch calling and framing abilities. Tremendous power at the plate. One mistake by an opposing pitcher will leave them praying for mercy. Expect to see big things from Myles in 2019.

Hitting

YEAR	AVG	PA	AB	R	H	2B	3B	HR	RBI	SLG%	BB	HBP	SO	SacF	OB%	SB	OPS
2016*	0.250	91	76	16	19	3	0	3	18	0.408	9	3	19	3	0.341	0	0.749
2017*	0.209	86	67	13	14	3	1	1	14	0.328	16	2	20	1	0.372	0	0.700
2018*	0.258	80	62	16	16	1	0	1	18	0.323	13	5	15	0	0.425	0	0.748
TOTALS	0.239	257	205	45	49	7	1	5	50	0.356	38	10	54	4	0.377	0	0.734



PROTECT THE "D"



#7 – Brandon Paritz

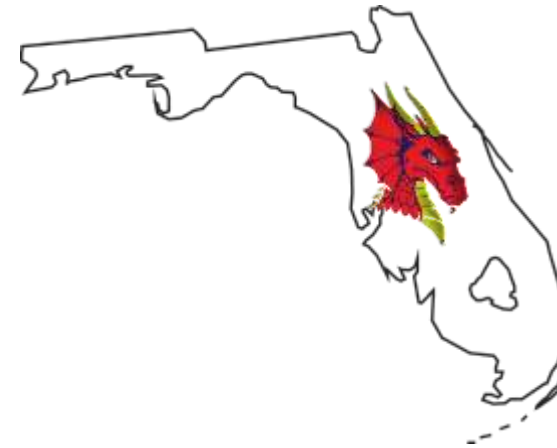
3rd Season

5'8 185

INF

Miami, FL

Stetson University



2019 Outlook

Extremely intelligent player who expects perfection from himself and teammates. Plays with "Dragon Fire" intensity on the diamond. Elite bat to ball skills with precision placement make him the perfect 2 hitter in any lineup. Elite footwork and hands put him in position to make every play as he is one of the best defenders in the conference. Should be thrilling watching him dazzle fans in 2019.

Hitting

YEAR	AVG	PA	AB	R	H	2B	3B	HR	RBI	SLG%	BB	HBP	SO	SacF	OB%	SB	OPS
2017*	0.260	90	73	19	19	2	0	0	5	0.288	16	1	8	0	0.400	12	0.688
2018*	0.322	71	59	19	19	1	0	0	4	0.339	8	1	3	0	0.412	11	0.751
TOTALS	0.288	161	132	38	38	3	0	0	9	0.311	24	2	11	0	0.405	23	0.716



PROTECT THE "D"



#15– Brendan Pilger

5th Season

6'1 230

OF

Decatur, GA

Oglethorpe University



2019 Outlook

Has put up Ruthian numbers over his four years as a Dragon. Already holds multiple Single Season records, and is well on pace to shatter multiple Career records. Could go down as the best hitter in Dragons history. A very patient hitter who attacks the baseball with a destructive purpose. Explosive power with the ability to hit the ball out at anytime, to all fields. Exudes an aggressive confidence on the base paths. Will provide lockdown defense and leadership in Left Field.

Hitting

YEAR	AVG	PA	AB	R	H	2B	3B	HR	RBI	SLG%	BB	HBP	SO	SacF	OB%	SB	OPS
2015	0.431	82	72	28	31	5	0	10	38	0.917	10	0	15	0	0.500	26	1.417
2016*	0.299	109	87	26	26	8	1	1	28	0.448	18	2	17	2	0.422	37	0.870
2017*	0.456	102	79	29	36	11	0	5	22	0.785	18	4	13	1	0.569	9	1.353
2018*	0.405	93	74	27	30	8	1	1	24	0.581	13	5	14	1	0.516	9	1.097
TOTALS	0.394	386	312	110	123	32	2	17	112	0.673	59	11	59	4	0.500	81	1.173



PROTECT THE "D"



#26- Joe Rodriguez
 6th Season
 6'1 223
 INF/RHP
 Chicago, IL
 Northern Illinois University



2019 Outlook

A prototypical middle of the lineup bat. Flourishes at the plate by picking up a pitchers tendencies. Can flat out rake, driving the ball gap to gap. One of the best pure hitters in the conference. Will lock down each of the corner infield positions displaying a strong accurate arm. Rodriguez will slot in nicely as a bullpen arm in 2019.

Hitting

YEAR	AVG	PA	AB	R	H	2B	3B	HR	RBI	SLG%	BB	HBP	SO	SacF	OB%	SB	OPS
2000	0.475	53	40	16	19	6	0	0	16	0.625	8	3	1	2	0.566	0	1.191
2009	0.250	8	8	0	2	0	0	0	0	0.250	0	0	2	0	0.250	0	0.500
2011	0.449	60	49	17	22	7	0	3	12	0.776	7	4	7	0	0.550	1	1.326
2012	0.667	10	9	2	6	0	0	0	1	0.667	1	0	0	0	0.700	0	1.367
2018*	0.436	53	39	10	17	5	0	0	14	0.564	11	1	2	2	0.547	0	1.111

TOTALS 0.455 184 145 45 66 18 0 3 43 0.641 27 8 12 4 0.549 1 1.190

Pitching

Year	G	GS	CG	SHO	W	L	S	IP	BF	H	R	ER	HR	HBP	BB	IBB	SO	SacF	BK	WHIP	WP	ERA
2009	0	0	0	0	0	0	0	3.1	0	1	0	0	0	0	0	0	4	0	0	0.3000	0	0.00
2011	6	0	0	0	3	1	0	12.0	0	20	15	11	0	1	6	0	13	0	0	2.1667	0	8.25
2018*	1	0	0	0	0	0	0	2.0	10	3	2	2	0	0	1	0	1	0	0	2.0000	0	9.00

Totals 7 0 0 0 3 1 0 17.1 10 24 17 13 0 1 7 0 18 0 0 1.7885 0 6.75



PROTECT THE "D"



#55- Daniel Sarisky

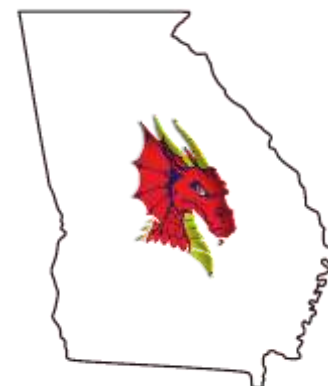
4th Season

6'3 198

RHP/OF

Duluth, GA

Oglethorpe University



2019 Outlook

One the top Power Pitchers in conference if not the top. A perfect combination of Power and Accuracy. Sarisky has fashioned 15.17 K's Per Nine along with 2.19 Walks Per Nine over his three seasons as a Dragon. Showcases an exceptionally clean delivery with a loose arm sitting in the low 90's. Expect to see Sarisky at the top of the rotation and closing out games in 2019.

Hitting

YEAR	AVG	PA	AB	R	H	2B	3B	HR	RBI	SLG%	BB	HBP	SO	SacF	OB%	SB	OPS
2016*	0.385	17	13	5	5	0	0	0	2	0.385	2	1	3	1	0.471	1	0.855
2017*	0.143	8	7	0	1	0	0	0	0	0.143	0	0	2	0	0.143	0	0.286
2018*	0.000	12	10	1	0	0	0	0	0	0.000	1	1	1	0	0.167	0	0.167

TOTALS 0.200 37 30 6 6 0 0 0 2 0.200 3 2 6 1 0.306 1 0.506

Pitching

Year	G	GS	CG	SHO	W	L	S	IP	BF	H	R	ER	HR	HBP	BB	IBB	SO	SacF	BK	WHIP	WP	OBA	ERA
2016*	8	5	1	0	2	1	0	26.2	109	14	8	6	1	0	11	0	35	0	0	0.9375	1	0.143	2.03
2017*	12	9	0	0	3	1	0	38.1	146	16	6	6	0	2	8	0	79	0	0	0.6261	2	0.118	1.41
2018*	13	8	0	0	2	2	0	41.2	164	31	12	8	0	3	7	0	65	0	0	0.9120	1	0.201	1.73

Totals 33 22 1 0 7 4 0 106.2 419 61 26 20 1 5 26 0 179 0 0 0.8156 4 0.157 1.69



PROTECT THE "D"



#20- Jonathan Vines

4th Season

6'1 220

RHP/OF/INF

Social Circle, GA

University of Georgia



2019 Outlook

Dynamic Utility Player with an "if you're not 1st, you're last attitude". Known best for his Pitching and Defensive abilities. Vines had an injury plagued season in 2018 after being lights out on the mound early in the season. A new innovative offseason Physical Therapy program called "Popeyes" should have Vines set up for greatness in 2019.

Hitting

YEAR	AVG	PA	AB	R	H	2B	3B	HR	RBI	SLG%	BB	HBP	SO	SacF	OB%	SB	OPS
2016*	0.289	62	38	16	11	0	0	0	9	0.289	21	3	18	0	0.565	8	0.854
2017*	0.238	26	21	3	5	1	1	0	1	0.381	4	0	13	0	0.360	1	0.741
2018*	0.000	2	2	0	0	0	0	0	0	0.000	0	0	1	0	0.000	0	0.000

TOTALS 0.262 90 61 19 16 1 1 0 10 0.311 25 3 32 0 0.494 9 0.806

Pitching

Year	G	GS	CG	SHO	W	L	S	IP	BF	H	R	ER	HR	HBP	BB	IBB	SO	SacF	BK	WHIP	WP	OBA	ERA
2016*	10	4	0	0	3	1	0	26.0	124	28	17	15	1	1	13	0	22	1	0	1.5769	1	0.257	5.19
2017*	10	2	0	0	4	0	2	30.0	120	15	6	2	1	0	16	0	42	0	0	1.0333	1	0.144	0.60
2018*	3	2	0	0	3	0	0	12.1	56	13	3	3	0	0	9	0	10	0	0	1.7838	0	0.277	2.19

Totals 23 8 0 0 10 1 2 68.1 300 56 26 20 2 1 38 0 74 1 0 1.3756 2 0.215 2.63



PROTECT THE "D"



#11- Brett Washburn

23rd Season

6'2 198

INF/LHP

Jamestown, ND

Wabash Valley College



Hitting

2019 Outlook

Known for his "Julio Franco" like longevity, Washburn is the "Godfather" of the Dragons. Takes extreme pride in the name across his chest while playing the game with passion and pride. A grind it out approach at the plate and willingness to sacrifice himself for team success. Elite defensive abilities at First Base allows infielders to relax knowing Washburn has their back. A Crafty Innings Eater on the mound who has the metal determination to pitch out of jams. Look for Washburn to provide a "Wooooooo" impact in 2019.

Pitching

Year	G	GS	CG	SHO	W	L	S	IP	BF	H	R	ER	HR	HBP	BB	IBB	SO	SacF	BK	WHIP	WP	ERA
1997	0	0	0	0	0	0	0	4.2	0	6	7	5	0	0	6	0	1	0	0	2.5715	0	9.64
1998	1	0	0	0	0	0	0	1.0	8	2	3	0	0	0	2	0	2	0	0	4.0000	0	0.00
2001	0	0	0	0	0	0	0	4.2	27	9	8	7	0	0	4	0	3	0	0	2.7858	3	13.50
2007	0	0	0	0	0	0	0	1.2	0	3	4	4	0	0	2	0	1	0	0	3.0001	0	21.60
2009	0	0	0	0	0	0	0	1.0	0	6	5	5	0	0	1	0	0	0	0	7.0000	0	45.00
2010	0	0	0	0	1	1	0	7.1	0	11	20	13	0	0	13	0	4	0	0	3.2727	0	15.95
2013	4	2	0	0	1	0	0	17.0	84	20	11	7	1	1	11	0	13	0	1	1.8235	4	3.71
2014	7	4	3	0	2	2	0	40.0	39	7	27	14	0	0	5	0	4	0	0	0.3000	0	3.15
2015	6	2	0	0	0	2	0	20.2	112	32	23	18	1	2	17	0	14	1	0	2.3710	0	7.84
2016*	6	0	0	0	3	0	0	14.2	65	12	5	2	0	3	5	0	9	0	0	1.1591	1	1.23
2017*	7	1	0	0	2	1	0	19.0	81	19	9	4	0	0	4	0	15	0	0	1.2105	0	1.89
2018*	5	1	1	0	1	0	0	8.0	36	8	4	3	1	0	3	0	8	0	0	1.3750	0	3.38
Totals	36	10	4	0	10	6	0	139.2	452	135	126	82	3	6	73	0	74	1	1	1.4893	8	5.28

YEAR	AVG	PA	AB	R	H	2B	3B	HR	RBI	SLG%	BB	HBP	SO	SacF	OB%	SB	OPS
1997	0.213	89	75	17	16	3	0	0	8	0.253	9	2	15	3	0.303	7	0.557
1998	0.280	71	50	11	14	0	0	0	6	0.280	15	2	7	1	0.456	5	0.736
1999	0.385	71	52	12	20	1	0	0	9	0.404	16	2	8	0	0.543	4	0.947
2000	0.315	68	54	15	17	3	0	0	7	0.370	10	3	4	0	0.448	3	0.818
2001	0.325	102	77	31	25	2	0	0	10	0.351	17	7	11	0	0.485	7	0.836
2002	0.278	75	54	18	15	1	0	0	8	0.296	10	8	10	2	0.446	6	0.742
2003	0.241	73	54	16	13	0	0	0	6	0.241	9	7	14	0	0.414	4	0.655
2004	0.333	74	51	23	17	3	0	0	12	0.392	19	4	9	0	0.541	12	0.933
2005	0.373	111	83	41	31	1	0	0	16	0.386	19	7	12	2	0.514	15	0.899
2006	0.295	102	78	33	23	2	0	1	15	0.359	13	7	6	4	0.422	20	0.781
2007	0.250	78	56	19	14	1	0	0	14	0.268	17	4	7	1	0.449	11	0.717
2008	0.400	11	10	3	4	1	0	0	0	0.500	1	0	1	0	0.455	0	0.955
2009	0.241	63	54	9	13	0	1	0	5	0.278	8	1	6	0	0.349	7	0.627
2010	0.362	86	69	24	25	2	0	1	10	0.435	12	5	7	0	0.488	6	0.923
2011	0.125	37	32	5	4	0	0	0	4	0.125	4	1	2	0	0.243	0	0.368
2012	0.200	32	25	8	5	2	0	1	7	0.400	5	2	5	0	0.375	0	0.775
2013	0.300	54	50	8	15	2	0	0	6	0.340	2	2	2	0	0.352	5	0.692
2014	0.303	46	33	7	10	0	0	0	6	0.303	11	1	4	1	0.478	3	0.781
2015	0.250	53	44	15	11	3	0	0	5	0.318	8	1	7	0	0.377	6	0.696
2016*	0.250	72	56	13	14	0	1	0	6	0.286	11	3	4	1	0.394	8	0.680
2017*	0.212	61	52	6	11	1	0	0	6	0.231	7	1	11	0	0.317	5	0.547
2018*	0.362	83	69	22	25	1	0	0	23	0.377	10	4	5	0	0.470	5	0.847
TOTALS	0.290	1512	1178	356	342	29	2	3	189	0.326	233	74	157	15	0.433	139	0.759



PROTECT THE "D"



2018 Review

- The Dragons 22 Wins is the most in team history
- Won the franchises 2nd Conference Championship (Back to Back) and 7th Division Championship
- The Dragons were 8-2 vs. Final 4 opponents
- Scored the most Runs (273) in Dragons history
- Tallied the most HBP (54) in team history
- Threw 5 Complete Games tying for the franchise record with the 2015 team
- Established a new franchise mark posting a .857 Winning Percentage
- Improved to 21-2 overall on Opening Day
- EMBL Tournament Champions (3rd Year in a row)
- 3rd Place finish in the Fall Classic at West Palm Beach, Florida

Atlanta MSBL 25+ Conference Standings

Eastern Division

Team	W	L	T	Win%
#\$Dragons	15	3	0	0.833
Outlaws	8	8	1	0.500
Dodgers	8	8	1	0.500
Muckdogs	4	12	2	0.278
Gwinnett Tigers	4	12	1	0.265

Western Division

Team	W	L	T	Win%
#*Tianos	14	3	0	0.824
*Cherokees	12	4	0	0.750
*Black Sox	12	6	0	0.667
Cigars	6	11	0	0.353
Buckhead Squeaks	1	16	1	0.083

- Division Champion; * - Playoff Final 4; \$ - Conference Champion



Record: 24-4 Home: 14-2 Away: 10-2 Division (East): 10-1 Home: 5-1 Away: 5-0

Date	Time	Opponent	Score	Location
Sat, 4/7/18	11:00 AM	Smyrna Braves	W 0 - 15	Newton High School
Sat, 4/7/18	2:00 PM	Atlanta Blue Jays	W 2 - 8	Newton High School
Sun, 4/8/18	12:00 PM	@ Gwinnett Tigers	W 13 - 0	South Gwinnett High School
Sat, 4/28/18	5:30 PM	Pirates - EMBL Championship	W 0 - 16	Georgia State Perimeter Field
Sun, 4/29/18	12:00 PM	Black Sox	L 4 - 0	Lakeside High School
Sun, 5/6/18	12:00 PM	@ Dodgers	W 10 - 8	Shamrock Field
Sat, 5/12/18	1:00 PM	Buckhead Squeaks	W 3 - 23	Lakeside High School
Sun, 5/20/18	12:00 PM	Cherokees	W 0 - 21	South Cobb High School
Sun, 6/3/18	12:00 PM	Tianos	W 1 - 7	Osborne Field
Sun, 6/10/18	4:00 PM	@ Outlaws	W 1 - 0	South Gwinnett High School
Sun, 6/17/18	12:00 PM	Cigars	W 0 - 9	Shamrock Field
Sun, 6/24/18	12:00 PM	Gwinnett Tigers	W 2 - 17	South Gwinnett High School
Sun, 7/1/18	12:00 PM	@ Buckhead Squeaks	W 17 - 1	Lakeside High School
Sun, 7/8/18	12:00 PM	Dodgers	W 3 - 14	Shamrock Field
Sun, 7/15/18	12:00 PM	@ Black Sox	W 5 - 3	Lakeside High School
Sun, 7/22/18	10:30 AM	Muckdogs	W 4 - 6	Shamrock Field
Sun, 7/22/18	1:00 PM	@ Muckdogs	W 7 - 0	Shamrock Field
Sun, 7/29/18	12:00 PM	@ Cherokees	W 17 - 0	Shamrock Field
Sun, 8/5/18	4:00 PM	@ Tianos	L 0 - 1	Ward Field
Sun, 8/12/18	4:00 PM	Outlaws	W 8 - 9	South Gwinnett High School
Sun, 8/19/18	10:30 PM	@ Cigars	L 0 - 1	South Gwinnett High School
Sat, 9/8/18	12:00 PM	Gwinnett Tigers	L 8 - 4	South Gwinnett High School
Sat, 9/8/18	3:00 PM	@ Gwinnett Tigers	W 13 - 4	South Gwinnett High School
Sun, 9/9/18	12:00 PM	Gwinnett Tigers	W 0 - 11	South Gwinnett High School
Sat, 9/15/18	12:00 PM	Black Sox	W 7 - 15	South Gwinnett High School
Sat, 9/15/18	3:00 PM	@ Black Sox	W 21 - 6	South Gwinnett High School
Sat, 9/22/18	12:00 PM	Cherokees - MSBL Championship	W 0 - 5	Ward Field
Sat, 9/22/18	3:00 PM	@ Cherokees - MSBL Championship	W 2 - 1	Ward Field



PROTECT THE "D"



2018 Batting Statistics

No	Name	G	PA	AB	R	H	2B	3B	HR	RBI	HBP	BB	SO	SacB	SacF	SB	CS	AVG	OBP	SLG	OPS
4	Autry, Caleb	1	3	3	1	1	0	0	0	1	0	0	0	0	0	0	0	0.333	0.333	0.333	0.666
6	Bickhart, Aaron	3	10	7	2	2	0	0	0	3	0	3	3	0	0	1	0	0.286	0.500	0.286	0.786
8	Bishop, Matt	24	94	79	31	25	7	0	0	22	7	6	8	0	2	8	0	0.316	0.404	0.405	0.809
5	Brown, Mike	14	34	26	8	3	1	0	0	6	1	7	9	0	0	0	0	0.115	0.324	0.154	0.478
9	Cohn, Andrew	11	42	40	8	13	3	1	0	6	1	1	2	0	0	8	0	0.325	0.357	0.450	0.807
10	Cooper, James	26	98	78	25	30	2	0	0	23	6	14	8	0	0	1	0	0.385	0.510	0.410	0.920
3	Dermond, Brian	20	72	61	19	23	5	1	0	13	5	5	7	0	1	5	0	0.377	0.458	0.492	0.950
32	Duffy, Jeremy	18	65	56	19	18	6	0	0	15	1	7	3	1	0	5	0	0.321	0.406	0.429	0.835
1	Grachek, Kellen	2	8	7	4	4	1	0	0	2	0	1	0	0	0	0	1	0.571	0.625	0.714	1.339
14	Haggard, Chris	12	27	23	6	6	0	0	0	7	1	3	5	0	0	0	0	0.261	0.370	0.261	0.631
1	Harbin, Glenn	15	52	43	13	13	4	1	1	11	2	4	13	1	2	2	0	0.302	0.373	0.512	0.885
1	Kennedy, Brett	5	21	17	5	5	0	0	0	5	0	1	4	0	3	0	0	0.294	0.286	0.294	0.580
19	Lollar, Stefan	22	88	62	27	23	2	0	0	10	10	16	5	0	0	5	2	0.371	0.557	0.403	0.960
4	Madrid, Julian	12	46	35	10	12	0	0	0	10	3	6	6	1	1	0	0	0.343	0.467	0.343	0.810
18	Myles, Justin	23	80	62	16	16	1	0	1	18	5	13	15	0	0	0	0	0.258	0.425	0.323	0.748
7	Paritz, Brandon	17	71	59	19	19	1	0	0	4	1	8	3	3	0	11	1	0.322	0.412	0.339	0.751
15	Pilger, Brendan	24	93	74	27	30	8	1	1	24	5	13	14	0	1	9	0	0.405	0.516	0.581	1.097
26	Rodriguez, Joe	13	53	39	10	17	5	0	0	14	1	11	2	0	2	0	0	0.436	0.547	0.564	1.111
29	Sarisky, Daniel	6	12	10	1	0	0	0	0	0	1	1	1	0	0	0	0	0.000	0.167	0.000	0.167
20	Vines, Jonathan	2	2	2		0	0	0	0	0	0	0	1	0	0	0	0	0.000	0.000	0.000	0.000
11	Washburn, Brett	21	83	69	22	25	1	0	0	23	4	10	5	0	0	5	0	0.362	0.470	0.377	0.847
TOTAL		27	1054	852	273	285	47	4	3	217	54	130	114	6	12	60	4	0.335	0.448	0.410	0.858

2018 Pitching Statistics

No	Name	G	GS	CG	SHO	W	L	SV	SVO	INN	BF	H	R	ER	HR	HBP	BB	SO	SacF	SacB	WHIP	WP	OBA	ERA
6	Bickhart, Aaron	1	0	0	0	0	0	0	0	1	6	2	2	1	0	0	1	0	0	0	3.00	0	0.400	9.00
8	Bishop, Matt	3	0	0	0	0	0	0	0	2	10	0	0	0	0	3	2	0	0	0	1.00	0	0.000	0.00
13	French, Dan	12	3	0	0	4	1	2	3	26.1	122	19	12	7	0	2	22	24	0	1	1.56	0	0.196	2.39
1	Grachek, Kellen	1	0	0	0	0	0	0	0	2	9	2	0	0	0	0	0	3	0	0	1.00	0	0.222	0.00
14	Haggard, Chris	12	5	2	2	6	1	1	1	54.2	230	54	22	10	1	8	12	46	2	0	1.21	0	0.260	1.65
1	Harbin, Glenn	2	0	0	0	0	0	0	0	1	7	0	1	1	0	1	3	1	0	0	3.00	0	0.000	9.00
19	Lollar, Stefan	11	5	2	1	6	0	1	1	47	181	30	8	3	0	0	8	40	0	0	0.81	0	0.173	0.57
26	Rodriguez, Joe	1	0	0	0	0	0	0	0	2	10	3	2	2	0	0	1	1	0	0	2.00	0	0.333	9.00
29	Sarisky, Daniel	13	8	0	0	2	2	0	0	41.2	164	31	12	8	0	3	7	65	0	0	0.91	1	0.201	1.73
20	Vines, Jonathan	3	2	0	0	3	0	0	0	12.1	56	13	3	3	0	0	9	10	0	0	1.78	0	0.277	2.19
11	Washburn, Brett	5	1	1	0	1	0	0	0	8	36	8	4	3	1	0	3	8	0	0	1.37	0	0.242	3.37
TOTAL		27	24	5	3	22	4	4	5	198	831	162	66	38	2	17	68	198	2	1	1.16	1	0.218	1.73



PROTECT THE "D"



2018 Fielding Statistics

No	Name	G	TC	PO	A	E	DP	FLD%
4	Autry, Caleb	1	1	0	1	0	0	1.000
6	Bickhart, Aaron	3	4	3	1	0	0	1.000
8	Bishop, Matt	24	65	24	34	7	1	0.892
5	Brown, Mike	15	7	6	1	0	0	1.000
9	Cohn, Andrew	10	35	6	27	2	3	0.943
10	Cooper, James	24	65	34	26	5	7	0.923
3	Dermond, Brian	18	15	14	1	0	0	1.000
32	Duffy, Jeremy	16	7	7	0	0	0	1.000
13	French, Dan	11	9	4	2	3	0	0.667
1	Grachek, Kellen	2	1	1	0	0	0	1.000
14	Haggard, Chris	11	7	0	6	1	0	0.857
1	Harbin, Glenn	13	31	26	3	2	0	0.935
1	Kennedy, Brett	2	3	2	1	0	0	1.000
19	Lollar, Stefan	23	45	40	4	1	0	0.978
4	Madrid, Julian	12	14	13	1	0	1	1.000
18	Myles, Justin	21	15	3	8	4	1	0.733
7	Paritz, Brandon	18	58	21	31	6	6	0.897
15	Pilger, Brendan	23	30	26	1	3	0	0.900
26	Rodriguez, Joe	10	19	7	5	7	0	0.632
29	Sarisky, Daniel	12	11	3	7	1	0	0.909
20	Vines, Jonathan	8	19	8	7	4	3	0.789
11	Washburn, Brett	26	144	136	8	0	10	1.000
TOTAL		26	605	384	175	46	32	0.924





PROTECT THE "D"



2018 AWARD WINNERS



James Cooper #10
2018 Edwards Award Winner

AVG	PA	AB	R	H	2B	3B	HR	RBI	SLG%	BB	HBP	SO	SacF	OB%	SB	OPS
0.385	98	78	25	30	2	0	0	23	0.410	14	6	8	0	0.510	1	0.920

Cooper had a remarkable 2018 campaign leading the team in Games Played, Plate Appearances, and Hits. While finishing top three in At Bats, Average, RBI, HBP, and Walks. Cooper came up with multiple clutch hits down the stretch to tie or give the Dragons the lead during their Post Season run.



Stefan Lollar #19
2018 Whitfield Award Winner

G	GS	CG	SHO	W	L	S	IP	BF	H	R	ER	HR	HBP	BB	IBB	SO	SacF	BK	WHIP	WP	OBA	ERA
11	5	2	1	6	0	1	47.0	181	30	8	3	0	0	8	0	40	0	0	0.8085	0	0.173	0.57

Lollar was Lights Out during the 2018 season. Leading the team in Wins, Complete Games, WHIP, Opponents Batting Average, and ERA. While finishing second in Games Started, Shut Outs, Saves, and Innings Pitched. Stef was mesmerizing in big games.....pitching 21 of his 47 Innings Pitched against the top two teams in Conference (Cherokees & Tainos). Over those 21 Innings Pitched Stef did not allow a single run to score, Earned or Un-Earned.

HISTORY





ORIGINATION OF THE DRAGONS



Written by former Dragons manager and founder, Robert Frazier.....

1991...after two plus decades of baseball futility, the Atlanta Braves were actually winning, the city was abuzz with Braves fever, tomahawk chop and worst to first. Really cool time to be a baseball fan.

In '91, I was bartending at a Bennigans restaurant with some buddies and it just happened that the rest of the staff were mainly guys, hardcore sports fans and supposed "athletes". The smack talk that went on was constant and unrelenting, so much so that 10-12 of us decided to find out who was the best athlete in the restaurant. We went as far as designing a round robin, Olympics type tournament to settle it once and for all. Never did get through the whole thing but one of the things we started doing was taking infield/outfield practice. We would do it for hours and really enjoyed it, we weren't interested in playing softball, wanted to play baseball but had no idea how to go about it.

In '92, one of the guys, Brad Reece found a fall ball wooden bat league and a team that was looking for some guys so myself (Robert Frazier), Mitch Jolley, Brian Reece and Brad Reece joined the Cubs and the seeds for the Dragons were sown.

Had a great time that year playing baseball and as the season came to a end we were trying to figure out what to do about next year, I had found out about the MABL/MSBL and we decided to give it a shot. I started my own team and with the core four we began recruiting. I knew what kind of team I wanted, obviously, I wanted to win but more importantly I wanted good guys, good teammates, guys you would want hang out with after the games. I had seen teams where the games were life and death and always arguing, crying about this call and that call...those were the guys I did not want, didn't care how good they were. So in '93 we joined the MABL/MSBL as the Indians.

In '93 we were not good, want to say we were 4-17, something like that. Did have a lot of fun that year, good group of guys and I did start to notice towards the end of the year we, the Indians, were getting a lot of compliments from other teams and managers about what a good group of guys we were, how they wished more teams were like us.

In '94 we were the Indians again and had a much better year .500 or so. Guys on the team were getting tight with each other and we were spending a lot of time hanging out and getting girlfriends and wives involved, the "Dragons" and "Dragonflies" culture was coming together. The only downside to that season was the MABL/MSBL. A new commissioner took over that year and they were a lot of issues, basically the league was being sloppily run.

In '95 we joined a new league and got a sponsorship with Hooters, so changed from Indians to Hooters. It was a long season, 30 games I think. '95 was the year we picked up some of the Dragons core guys, Billy Whitfield, Todd Edwards, Mike Hanelin, Brett Washburn (someone ask him how that year was for him). Much better team that year, played very well.

In '96 we heard that the MABL/MSBL had a new commissioner (the late great Steve Rosenberg) who really knew his stuff so we decided to rejoin the league. Hooters didn't sponsor that year (putting all their money into the Olympics) we needed a new team name. One night after a practice Brian Reece and I were trying to come up with a name and Brian, who had just seen *Mr. Baseball*, suggested the Dragons. That was that.

From '95-'99, absolutely fantastic time, the games, parties, Buckhead, spring training trips that we did for 12-15 consecutive years, end of year parties, the reading of fines, how incredibly tight we were as a team and friends. One of the best periods of my life. Made lifelong friends.

In '99 I decided to move to Japan and turned the team over to Brett. He didn't want to do it at first but I knew if he didn't take the team over the Dragons would never survive. Brett has done a fantastic job with the team like I knew he would and it was so rewarding to see us finally win it all in 2017, in fact, one of my proudest accomplishments is more than 15 years after I stopped playing, the Dragons are not only still going strong but the culture in 2017 has remained the same as when I started it '93.



PROTECT THE "D"



Batting Single-Season Records

(Min 40 Plate Appearances)

<u>Batting Average</u>			<u>Doubles</u>		<u>Runs Batted In</u>		<u>On Base Percentage</u>		<u>Hit By Pitch</u>		
1.	Brian Dermond, 2012	.589	1.	Wade Beacham, 2013	14	1.	Mike Vallee, 2010	40	1.	Mike Brown, 2017*	11
2.	Mike Vallee, 2010	.560	2.	Brendan Pilger, 2017*	11	2.	Mike Vallee, 2007	39	2.	Stefan Lollar, 2018*	10
3.	James Cooper, 2013	.537		Todd Edwards, 1997	11	3.	Brendan Pilger, 2015	38		Mike Hanelin, 2005	10
4.	Mike Vallee, 2007	.527		Mike Vallee, 2007	11	4.	Mike Vallee, 2006	35	4.	Stefan Lollar, 2016*	8
5.	Wade Beacham, 2015	.524	5.	Mike Vallee, 2010	10		Andy Taulbee, 2002	35	5.	Stefan Lollar, 2017*	8
6.	Wade Beacham, 2013	.487		Rusty Umphenour, 2003	10	6.	Brian Dermond, 2012	34	6.	Brett Washburn, 2002	8
7.	Mike Hanelin, 2007	.485		Todd Edwards,, 2001	10		Wade Beacham, 2015	34	7.	Brian Dermond, 2017*	8
8.	Jeremy Duffy, 2011	.484		Todd Edwards, 2009	10	8.	Wade Beacham, 2014	33	8.	Brett Washburn, 2001	7
9.	Rusty Umphenour, 2001	.481		Todd Edwards, 2011	10		Todd Edwards, 2001	33	9.	Brett Washburn, 2003	7
10.	Neil Grachek, 2016*	.476		Mike Hanelin, 1997	10		Ben Chandler, 2015	33	10.	Brett Washburn, 2005	7
										Brett Washburn, 2006	7
									Matt Bishop, 2018*		7
<u>Hits</u>			<u>Triples</u>		<u>Slugging Percentage</u>		<u>Sacrifice Fly</u>		<u>On Base Plus Slugging</u>		
1.	Mike Vallee, 2010	47	1.	Mike Hanelin, 1996	4	1.	Brian Dermond, 2012	1.125	1.	Tony Lawrence, 2005	5
2.	Mike Vallee, 2011	40	2.	Kevin Haney, 2013	3	2.	Mike Vallee, 2004	0.941		Dave Zanaty, 2001	5
3.	Mike Vallee, 2007	39		Bill Wright, 2001	3	3.	Wade Beacham, 2014	0.938	3.	Ken Taylor, 2002	4
	Todd Edwards, 1997	39		Rusty Umphenour, 2006	3	4.	Brendan Pilger, 2015	0.917		Todd Edwards, 2002	4
5.	Wade Beacham, 2013	37		Paul Brooks, 2002	3	5.	Wade Beacham, 2015	0.905		Brett Washburn, 2006	4
	Mike Vallee, 2006	37		Costa Christou, 2015	3	6.	Todd Edwards, 1998	0.882		Mitch Jolley, 1997	4
7.	Brendan Pilger, 2017*	36		Todd Edwards, 1996	3	7.	Bill Hackney, 1998	0.873	7.	16 Players Tied	3
	Mike Vallee, 2005	36	8.	16 Players Tied	2	8.	Brian Dermond, 2009	0.848			
9.	Todd Edwards, 2011	35				9.	Mike Vallee, 2010	0.833			
10.	Kevin Haney, 2013	34				10.	Rusty Umphenour, 2003	0.830			
	James Cooper, 2014	34									
<u>Runs Scored</u>			<u>Home Runs</u>		<u>Walks</u>		<u>Stolen Bases</u>				
1.	Brett Washburn, 2005	41	1.	Brendan Pilger, 2015	10	1.	Rusty Umphenour, 2001	23	1.	Brendan Pilger, 2016*	37
2.	Wade Beacham, 2015	39	2.	Aaron Bickhart, 2010	9	2.	Rusty Umphenour, 2002	22	2.	Jordan Suvak, 2011	27
3.	Rusty Umphenour, 2005	38		Aaron Bickhart, 2006	9	3.	Jonathan Vines, 2016*	21	3.	Brendan Pilger, 2015	26
4.	Mike Hanelin, 1997	35		Wade Beacham, 2014	9	4.	Mike Hanelin, 1997	20		Brian Reece, 1997	26
5.	Chris Cummo, 2011	33		Billy Whitfield, 1999	9		Paul Brooks, 2002	20	5.	Brett Washburn, 2006	20
	Steve Kisling, 1997	33		Todd Edwards, 1998	9	6.	Rusty Umphenour, 2005	19	6.	Kevin Haney, 2013	19
	Brett Washburn, 2006	33	7.	Mike Vallee, 2004	8		Brett Washburn, 2005	19	7.	Mike Vallee, 2005	17
8.	Billy Whitfield, 1997	32	8.	Todd Edwards, 1997	7		Billy Whitfield, 1998	19		Brian Reece, 1998	17
9.	Brett Washburn, 2001	31		Billy Whitfield, 1997	7		Brett Washburn, 2004	19	9.	Brett Washburn, 2005	15
	Matt Bishop, 2018*	31		Steve Kisling, 1997	7		Cade McIntyre, 2005	19		Jerad Johnson, 2015	15
				Wade Beacham, 2015	7					Andy Dunagan, 2009	15

* Wood Bat Era



PROTECT THE "D"



Pitching Single-Season Records (Min 18 Innings Pitched)

Earned Run Average

1.	Stefan Lollar, 2018*	0.57
2.	Jonathan Vines, 2017*	0.60
3.	Chris Haggard, 2017*	0.70
4.	Stefan Lollar, 2016*	1.34
5.	Daniel Sarisky, 2017*	1.41
6.	Chris Haggard, 2018*	1.65
7.	Daniel Sarisky, 2018*	1.73
8.	Stefan Lollar, 2017*	1.81
9.	Brett Washburn, 2017*	1.89
10.	Daniel Sarisky, 2016*	2.03

Saves

1.	Aaron Bickhart, 2006	4
2.	Chris Haggard, 2017*	3
	Aaron Bickhart, 2010	3
4.	Dan French, 2018*	2
	Jonathan Vines, 2017*	2
	Stefan Lollar, 2017*	2
	Clay Mead, 2011	2
	Cade McIntyre, 2004	2
9.	18 Players Tied	1

Strikeouts

1.	Billy Whitfield, 1998	95
2.	Daniel Sarisky, 2017*	79
3.	Aaron Bickhart, 2010	71
4.	Billy Whitfield, 1997	67
5.	Daniel Sarisky, 2018*	65
	Billy Whitfield, 2001	65
7.	Keith Hicks, 2006	63
8.	Aaron Bickhart, 2006	58
9.	Chris Haggard, 2017*	53
	Justin Patterson, 2006	53

Wins

1.	Chris Haggard, 2017*	8
2.	Ryan Prep, 2011	7
3.	Stefan Lollar, 2018*	6
	Chris Haggard, 2018*	6
	Justin Patterson, 2006	6
	Keith Hicks, 2006	6
	Stefan Lollar, 2016*	6
8.	Billy Whitfield, 1998	5
	Billy Whitfield, 2001	5
	Aaron Bickhart, 2015	5
	Ben Chandler, 2015	5

Innings Pitched

1.	Aaron Bickhart, 2010	88.2
2.	Billy Whitfield, 1998	76.0
3.	Billy Whitfield, 1997	67.0
4.	Chris Haggard, 2017*	64.0
5.	Ryan Prep, 2011	55.1
	Billy Whitfield, 2001	55.1
7.	Chris Haggard, 2018*	54.2
8.	Doug Massey, 1997	54.1
9.	Justin Patterson, 2006	53.1
10.	Keith Hicks, 2006	52.3

WHIP

1.	Daniel Sarisky, 2017*	0.6261
2.	Stefan Lollar, 2016*	0.8085
3.	Stefan Lollar, 2018*	0.8100
4.	Daniel Sarisky, 2018*	0.9100
5.	Daniel Sarisky, 2016*	0.9375
6.	Chris Haggard, 2017*	0.9844
7.	Jonathan Vines, 2017*	1.0333
8.	Ben Chandler, 2013	1.0625
9.	Doug Massey, 1997	1.0675
10.	Chris Haggard, 2018*	1.2100

* Wood Bat Era



PROTECT THE "D"



Batting Career Records

(Min 200 Plate Appearances)

<u>Batting Average</u>		<u>Doubles</u>		<u>Runs Batted In</u>		<u>On Base Percentage</u>		<u>Stolen Bases</u>	
1.	Mike Vallee, 2004-2012 .482	1.	Todd Edwards, 1996-2014 69	1.	Todd Edwards, 1996-2014 276	1.	Rusty Umphenour, 2001-2006 .568	1.	Brett Washburn, 1997- 139
2.	Wade Beacham, 2013-2015 .473	2.	Mike Vallee, 2004-2012 54	2.	Mike Vallee, 2004-2012 242	2.	Wade Beacham, 2013-2015 .538	2.	Brendan Pilger, 2015- 81
3.	Ben Chandler, 2013-2015 .425	3.	Aaron Bickhart, 2005-2016 49	3.	Billy Whitfield, 1996-2014 224	3.	Mike Vallee, 2004-2012 .519	3.	Jeremy Duffy, 2006-2018 65
4.	Rusty Umphenour, 2001-2006 .416	4.	Billy Whitfield, 1996-2014 48	4.	Brett Washburn, 1997- 189	4.	Brendan Pilger, 2015- .500	4.	Jordan Suvak, 2009-2015 63
5.	Brendan Pilger, 2015- .394	5.	Mike Hanelin, 1996-2007 47	5.	Aaron Bickhart, 2005-2016 187	5.	Stefan Lollar, 2016- .485	5.	Mike Hanelin, 1996-2007 56
6.	Wayne Hauenstein, 1999-2004 .379	6.	Jeremy Duffy, 2006-2018 39	6.	Mike Hanelin, 1996-2007 140	6.	Ben Chandler, 2013-2015 .481	6.	Brian Reece, 1996-1998 54
7.	James Cooper, 2010- .378	7.	Brian Dermond, 2007- 35	7.	James Cooper, 2010- 130	7.	Brian Dermond, 2007- .479	7.	Mike Vallee, 2004-2012 48
8.	Marc Glickman, 2008-2014 .370	8.	Brendan Pilger, 2015- 32	8.	Jeremy Duffy, 2006-2018 123	8.	Mike Hanelin, 1996-2007 .468	8.	Todd Edwards, 1996-2014 41
9.	Brian Dermond, 2007- .369	9.	Brett Washburn, 1997- 29	9.	Brendan Pilger, 2015- 112	9.	James Cooper, 2010- .460	9.	Brian Dermond, 2007- 35
10.	Mike Hanelin, 1996-2007 .360	10.	Cade McIntyre, 2003-2015 26	10.	Dave Zanaty, 1998-2007 107	10.	Mike Wildstein, 1996-1999 .454	10.	Ken Taylor, 1999-2003 32
							Chris Cummo, 2011-2015 .454		
<u>Hits</u>		<u>Triples</u>		<u>Slugging Percentage</u>		<u>Sacrifice Fly</u>		<u>Hit By Pitch</u>	
1.	Brett Washburn, 1997- 342	1.	Mike Hanelin, 1996-2007 14	1.	Wade Beacham, 2013-2015 .872	1.	Todd Edwards, 1996-2014 18	1.	Brett Washburn, 1997- 74
2.	Todd Edwards, 1996-2014 314	2.	Mike Vallee, 2004-2012 8	2.	Ben Chandler, 2013-2015 .760	2.	Brett Washburn, 1997- 15	2.	Mike Hanelin, 1996-2007 44
3.	Mike Vallee, 2004-2012 269		Todd Edwards, 1996-2014 8	3.	Mike Vallee, 2004-2012 .737		Dave Zanaty, 1998-2007 15	3.	Brian Dermond, 2007- 31
4.	Mike Hanelin, 1996-2007 253	4.	Brian Dermond, 2007- 7	4.	Brendan Pilger, 2015- .673	4.	Aaron Bickhart, 2005-2016 13	4.	Stefan Lollar, 2016- 26
5.	Billy Whitfield, 1996-2014 241		Rusty Umphenour, 2001-2006 7	5.	Brian Dermond, 2007- .658	5.	Jeremy Duffy, 2006-2018 11	5.	Dave Zanaty, 1998-2007 25
6.	Aaron Bickhart, 2005-2016 220	6.	Paul Brooks, 1999-2004 6	6.	Rusty Umphenour, 2001-2006 .638	6.	Mike Vallee, 2004-2012 10	6.	Todd Edwards, 1996-2014 21
7.	James Cooper, 2010- 209	7.	Jeremy Duffy, 2006-2018 4	7.	Aaron Bickhart, 2005-2016 .622		Mike Hanelin, 1996-2007 10	7.	Mike Vallee, 2004-2012 19
8.	Jeremy Duffy, 2006-2018 198		Jordan Suvak, 2009-2015 4	8.	Billy Whitfield, 1996-2014 .619	8.	Ken Taylor, 1999-2003 7	8.	James Cooper, 2010- 18
9.	Dave Zanaty, 1998-2007 162		Bill Wright, 2000-2003 4	9.	Todd Edwards, 1996-2014 .574		Jordan Suvak, 2009-2015 7	9.	Billy Whitfield, 1996-2014 17
10.	Cade McIntyre, 2003-2015 156		Kevin Haney, 2013-2014 4	10.	Mike Wildstein, 1996-1999 .514	10.	Rusty Umphenour, 2001-2006 6	10.	Ken Taylor, 1999-2003 16
							Cade McIntyre, 2003-2015 6		
							Tony Lawrence, 2005-2007 6		
<u>Runs Scored</u>		<u>Home Runs</u>		<u>Walks</u>		<u>On Base Plus Slugging</u>			
1.	Brett Washburn, 1997- 356	1.	Billy Whitfield, 1996-2014 55	1.	Brett Washburn, 1997- 233	1.	Wade Beacham, 2013-2015 1.410		
2.	Todd Edwards, 1996-2014 223	2.	Aaron Bickhart, 2005-2016 45	2.	Billy Whitfield, 1996-2014 148	2.	Mike Vallee, 2004-2012 1.255		
3.	Mike Hanelin, 1996-2007 217	3.	Todd Edwards, 1996-2014 37	3.	Cade McIntyre, 2003-2015 111	3.	Ben Chandler, 2013-2015 1.241		
4.	Billy Whitfield, 1996-2014 211	4.	Mike Vallee, 2004-2012 24	4.	Aaron Bickhart, 2005-2016 108	4.	Rusty Umphenour, 2001-2006 1.206		
5.	Aaron Bickhart, 2005-2016 194	5.	Brian Dermond, 2007- 23	5.	Mike Hanelin, 1996-2007 107	5.	Brendan Pilger, 2015- 1.173		
6.	Mike Vallee, 2004-2012 173	6.	Wade Beacham, 2013-2015 19	6.	Rusty Umphenour, 2001-2006 103	6.	Brian Dermond, 2007- 1.137		
7.	James Cooper, 2010- 162	7.	Brendan Pilger, 2015- 17	7.	Dave Zanaty, 1998-2007 81	7.	Billy Whitfield, 1996-2014 1.069		
8.	Jeremy Duffy, 2006-2018 158	8.	Ben Chandler, 2013-2015 14	8.	James Cooper, 2010- 68	8.	Aaron Bickhart, 2005-2016 1.052		
9.	Brian Dermond, 2007- 152	9.	Jeremy Duffy, 2006-2018 13	9.	Jordan Suvak, 2009-2015 67	9.	Todd Edwards, 1996-2014 0.976		
	Rusty Umphenour, 2001-2006 152	10.	Mike Wildstein, 1996-1999 10	10.	Todd Edwards, 1996-2014 62	10.	Mike Hanelin, 1996-2007 0.968		
							Mike Wildstein, 1996-1999 0.968		



PROTECT THE "D"



Pitching Career Records (Min 54 Innings Pitched)

Earned Run Average

1.	Stefan Lollar, 2016-	1.25
2.	Daniel Sarisky, 2016-	1.69
	Chris Haggard, 2016-	1.69
4.	Jonathan Vines, 2016-	2.63
5.	Keith Hicks, 2006-2009	3.11
6.	Ben Chandler, 2013-2015	4.58
7.	Justin Patterson, 2004-2009	4.63
8.	Brett Washburn, 1997-	5.28
9.	Mike Vallee, 2004-2012	5.52
10.	Mike Hanelin, 1996-2007	5.56

Saves

1.	Aaron Bickhart, 2005-2016	9
2.	Chris Haggard, 2016-	5
4.	Stefan Lollar, 2016-	3
	Clay Mead, 2010-2015	3
	Mike Hanelin, 1996-2007	3
7.	Jonathan Vines, 2016-	2
	Dan French, 2018-	2
	Cade McIntyre, 2003-2015	2
10.	8 Players Tied	1

Strikeouts

1.	Aaron Bickhart, 2005-2016	292
2.	Billy Whitfield, 1996-2014	264
3.	Daniel Sarisky, 2016-	179
4.	Keith Hicks, 2006-2009	135
5.	Chris Haggard, 2016-	125
6.	Justin Patterson, 2004-2009	120
7.	Clay Mead, 2010-2015	108
8.	Stefan Lollar, 2016-	106
9.	Doug Massey, 1996-1999	92
10.	Jonathan Vines, 2016-	72
	Brett Washburn, 1997-	72

Wins

1.	Aaron Bickhart, 2005-2016	25
2.	Chris Haggard, 2016-	16
3.	Stefan Lollar, 2016-	15
	Billy Whitfield, 1996-2014	15
5.	Justin Patterson, 2004-2009	13
6.	Keith Hicks, 2006-2009	12
	Clay Mead, 2010-2015	12
8.	Jonathan Vines, 2016-	10
	Brett Washburn, 1997-	10
10.	Mike Hanelin, 1996-2007	9

Innings Pitched

1.	Aaron Bickhart, 2005-2016	319.1
2.	Billy Whitfield, 1996-2014	224.0
3.	Chris Haggard, 2016-	154.0
4.	Clay Mead, 2010-2015	150.2
5.	Stefan Lollar, 2016-	143.2
6.	Brett Washburn, 1997-	139.2
7.	Justin Patterson, 2004-2009	130.1
8.	Keith Hicks, 2006-2009	124.1
9.	Daniel Sarisky, 2016-	106.2
10.	Mike Hanelin, 1996-2007	102.0

WHIP

1.	Daniel Sarisky, 2016-	0.8156
2.	Stefan Lollar, 2016-	0.9536
3.	Chris Haggard, 2016-	1.1299
4.	Keith Hicks, 2006-2009	1.3512
5.	Jonathan Vines, 2016-	1.3756
6.	Ben Chandler, 2013-2015	1.3761
7.	Brett Washburn, 1997-	1.4893
8.	Doug Massey, 1996-1999	1.5000
9.	Billy Whitfield, 1996-2014	1.6830
10.	Justin Patterson, 2004-2009	1.6957



PROTECT THE "D"



Dragons Award History



The Edwards Award

The Edwards Award is given annually to the Atlanta Dragons player(s) selected as the Offensive Player of the Year as voted on by teammates. Voters are encouraged to consider Commitment, Leadership, Offensive Production, and Clutch Performance when voting. The award was established in 2017 to commemorate Edwards' outstanding offensive career and leadership on the field.

Year

The Edwards Award

The Whitfield Award

1996	Todd Edwards & Billy Whitfield	Billy Whitfield
1997	Todd Edwards	Billy Whitfield
1998	Todd Edwards	Billy Whitfield
1999	Billy Whitfield	Matt Bunn
2000	Joe Rodriguez	Matt Bunn
2001	Rusty Umphenour	Matt Bunn
2002	Andy Taulbee	Andy Taulbee
2003	Rusty Umphenour	Mike Hanelin
2004	Mike Vallee	Justin Patterson
2005	Rusty Umphenour, Brett Washburn, Mike Vallee	Mike Vallee
2006	Aaron Bickhart & Mike Vallee	Keith Hicks
2007	Mike Vallee	Keith Hicks
2008	Brian Dermond	Keith Hicks
2009	Jeremy Duffy & Aaron Bickhart	Aaron Bickhart
2010	Mike Vallee	Aaron Bickhart
2011	Mike Vallee	Ryan Prep
2012	Brian Dermond	Aaron Bickhart
2013	James Cooper, Wade Beacham, Kevin Haney	Ben Chandler
2014	Wade Beacham	Brett Washburn
2015	Brendan Pilger & Wade Beacham	Aaron Bickhart
2016	Stefan Lollar & Brendan Pilger	Stefan Lollar
2017	Brendan Pilger	Chris Haggard
2018	James Cooper	Stefan Lollar



The Whitfield Award

The Whitfield Award is given annually to the Atlanta Dragons player(s) selected as the Pitcher of the Year as voted on by teammates. Voters are encouraged to consider Commitment, Leadership, Statistical Excellence, Durability, and Clutch Performance when voting. The award was established in 2017 to commemorate Whitfield's outstanding pitching career and team first mentality.



PROTECT THE "D"



Year-By-Year Stats

Batting Statistics

YEAR	AVG	PA	AB	R	H	2B	3B	HR	RBI	SLG%	BB	HBP	SO	SacF	OB%	SB	OPS
1996	0.298	757	638	167	190	35	9	13	108	0.442	101	8	133	4	0.398	48	0.840
1997	0.338	1066	869	265	294	60	5	34	214	0.536	156	13	160	19	0.438	81	0.974
1998	0.324	927	747	196	242	41	0	24	152	0.475	145	17	136	10	0.440	53	0.915
1999	0.307	893	735	206	226	29	6	24	167	0.461	139	18	136	6	0.427	35	0.888
2000	0.313	855	725	185	227	34	2	12	154	0.415	90	21	131	13	0.398	20	0.813
2001	0.315	1008	806	234	254	37	7	14	183	0.431	145	33	144	11	0.434	52	0.865
2002	0.318	872	680	217	216	28	9	9	177	0.425	142	27	110	19	0.444	46	0.869
2003	0.320	851	722	176	231	32	7	5	142	0.404	80	33	106	13	0.406	34	0.810
2004	0.351	779	643	191	226	38	4	26	167	0.544	102	27	87	5	0.457	36	1.001
2005	0.317	1068	864	253	274	48	1	12	201	0.417	155	33	141	17	0.432	51	0.849
2006	0.325	982	804	211	261	35	7	23	183	0.471	135	28	103	13	0.433	47	0.904
2007	0.349	761	650	171	227	30	3	3	150	0.418	76	24	77	9	0.431	37	0.849
2008	0.348	186	155	50	54	7	3	3	39	0.490	24	3	36	4	0.435	14	0.926
2009	0.304	699	599	139	182	42	9	21	127	0.509	82	15	96	10	0.395	40	0.904
2010	0.356	943	778	230	277	44	4	24	192	0.515	119	25	120	21	0.446	49	0.962
2011	0.368	1047	888	266	327	64	8	22	224	0.533	110	27	91	0	0.453	70	0.985
2012	0.352	741	631	212	222	44	3	21	179	0.531	96	15	95	0	0.449	40	0.980
2013	0.354	874	758	212	268	53	5	27	171	0.544	83	19	104	12	0.424	52	0.968
2014	0.341	797	686	185	234	40	2	28	140	0.528	87	12	88	9	0.419	59	0.947
2015	0.365	841	698	250	255	38	7	32	204	0.577	122	13	121	8	0.464	75	1.041
2016	0.307	1032	833	229	256	36	8	5	175	0.388	139	36	150	20	0.419	88	0.807
2017	0.272	1038	842	191	229	45	3	6	146	0.354	140	46	161	5	0.402	52	0.756
2018	0.335	1054	852	273	285	47	4	3	217	0.410	130	54	114	12	0.448	60	0.857

Pitching Statistics

Year	GS	CG	W	L	S	IP	BF	H	R	ER	HR	HBP	BB	IBB	SO	SacF	BK	WHIP	WP	OBA	ERA	BABIP
1996	8	0	5	3	1	57.0	0	45	44	36	0	8	36	0	57	0	0	1.4211	0	-	5.68	-
1997	-	0	10	9	1	159.3	0	111	140	90	0	0	110	0	151	0	0	1.3870	0	-	5.08	-
1998	22	3	12	9	0	174.3	909	210	194	131	26	16	157	8	207	9	0	2.1052	0	0.289	6.76	0.269
2001	-	0	14	9	2	183.6	926	240	213	152	13	14	139	0	175	0	0	2.0635	47	0.310	7.45	0.308
2004	12	0	8	4	2	94.0	0	110	83	66	0	0	62	0	90	0	0	1.8298	0	-	6.32	-
2005	6	0	5	1	0	50.0	0	66	43	32	0	0	27	0	51	0	0	1.8600	0	-	5.76	-
2006	24	0	17	7	5	203.0	0	217	131	89	0	0	102	0	211	0	0	1.5714	0	-	3.95	-
2007	20	0	9	11	2	145.0	0	188	140	97	0	0	86	0	129	0	0	1.8897	0	-	6.02	-
2008	1	0	1	0	0	10.3	0	10	3	3	0	0	5	0	10	0	0	1.4516	0	-	2.61	-
2009	18	0	10	8	1	139.6	0	173	150	104	0	0	90	0	105	0	0	1.8831	0	-	6.70	-
2010	23	0	10	13	3	174.3	0	262	260	195	0	0	160	0	136	0	0	2.4207	0	-	10.07	-
2011	-	0	18	6	3	191.0	0	274	204	144	0	20	120	0	128	0	0	2.0628	0	-	6.79	-
2012	-	0	11	6	2	132.0	0	190	131	94	0	13	69	0	88	0	0	1.9621	0	-	6.41	-
2013	18	3	12	6	2	142.0	691	173	123	86	20	9	69	2	124	3	1	1.7042	20	0.284	5.45	0.278
2014	5	3	3	2	0	49.0	81	18	34	20	1	2	8	0	12	0	1	0.5306	2	0.254	3.67	0.250
2015	20	5	13	7	1	153.6	772	198	147	128	10	13	96	1	125	3	1	1.9132	10	0.300	7.50	0.294
2016	26	2	21	4	2	202.0	882	151	105	79	6	17	94	0	199	2	0	1.2129	7	0.196	3.52	0.214
2017	25	4	20	5	7	213.0	883	146	67	37	4	7	81	0	233	1	0	1.0657	7	0.184	1.56	0.219
2018	27	5	22	4	4	198.0	831	162	66	38	2	17	68	0	198	2	0	1.1616	1	0.218	1.73	0.253

ALL-TIME GREAT TEAMS





PROTECT THE "D"



All-Time Great Teams




1996 INAGURAL TEAM

The team that founded a 24 year tradition that's still going strong! Hall of Famer's Frazier, Jolley, Whitfield, Edwards, and Hanelin on this team.




2001 CONFERENCE RUNNER-UP

14 Wins 9 Losses
Swept in the Championship Series 2-0 by the West Atlanta Astros. Rookie Rusty Umphenour leads the way at the plate and Matt Bunn dominates on the mound. Hall of Famer's Frazier, Jolley, Whitfield, Edwards, Hanelin, Taylor, Umphenour, Zanaty, Hauenstein, Brooks all on this team



2011 CONFERENCE RUNNER-UP

19 Wins 6 Losses
Lost in the Championship Series 2-1 to the Mudcats. Mike Vallee galvanizes the offense while Ryan Prep demoralizes opponents on the mound breaking the Wins record. Dragons set all-time Wins record. Hall of Famer's Whitfield, Edwards, McIntyre, Bickhart all on this team.



2016 EMBL TOURNAMENT CHAMPIONS 2016 CONFERENCE RUNNER-UP

21 Wins 4 Losses 1 Tie
Dragons win 1st EMBL Tournament Championship. Best Regular Season All-Time (16-2). Lost to Georgia Cherokees 2-1 in Conference Championship. Co Edwards Award Winners Pilger and Lollar lead the way on offense. Lollar also picks up the Whitfield Award honors on the mound.



2017 EMBL TOURNAMENT CHAMPIONS

Dragons sweep through the EMBL Tournament winning Back 2 Back Championships



2017 CONFERENCE CHAMPIONS

20 Wins 5 Losses 1 Tie
Defeated the Georgia Cherokees 2-1 in the Championship Series. Dragons captured their 1st Atlanta MSBL Championship with Brendan Pilger's sensational year on Offense and Chris Haggards magical season on the mound.



2018 EMBL TOURNAMENT CHAMPIONS

Dragons sweep through the EMBL Tournament for the 3rd straight year securing the 3 Peat



2018 CONFERENCE CHAMPIONS

24 Wins 4 Losses
Swept the Georgia Cherokees in the Championship Series 2-0 winning Back 2 Back Atlanta MSBL Championships. Outscored the Georgia Cherokees 45-1 on the season. Set the All-Time Wins Record with 24 Wins.

DRAGONS PENNANTS





ATLANTA



DRAGONS



HALL OF FAME



PROTECT THE "D"



HALL OF FAME PLAQUES



Robert Frazier
Atlanta Dragons 1996-2001

—>>><<<—
Founder of the Atlanta Dragons. Instilled tradition and passion for the Dragons Franchise in all his players. Analytically minded when it came to in game lineups and strategies. The true Heart and Soul of the Atlanta Dragons.



Mitch Jolley
Atlanta Dragons 1996-2002

—>>><<<—
One of the Dragons cornerstones and an "Iron Horse" behind the plate. A Marine at heart he gave everything he had out on the field with a never say die attitude.



Todd Edwards
"Hollywood"
Atlanta Dragons 1996-2003 2009-2014

—>>><<<—
A member of the exclusive 300 Hit Club. Career leader in RBI, Doubles, Sac Fly's. Power hitting offensive star who was a great clubhouse leader. Led the Dragons in HR's 3 seasons. Dragons Offensive Player of the Year 1996, 1997, 1998.



Billy Whitfield
Atlanta Dragons 1996-2001 2004-2007 2009-2012

—>>><<<—
A towering and intimidating Right Hander at the plate and on the mound. Hit team record 55 Career HR's and led the Dragons in HR's 7 seasons. Prolific two way star who was a calming clubhouse presence and leader of Kangaroo court. Member of the 200 Strikeout Club. Dragons Offensive Player of the Year 1996 & 1999 & Dragons Pitcher of the Year 1996, 1997, 1998.



Mike Hanelin
"Doc"
Atlanta Dragons 1996-2007

—>>><<<—
One of the Dragons most colorful and exciting stars. Excelled in all phases of the game. First in Career Triples (14) and Top 10 in numerous other career categories "Doc" did it all. Intense competitor. Dragons Pitcher of the Year in 2003.



David Zanaty
"Z"
Atlanta Dragons 1998-2007

—>>><<<—
A steadfast staple in the Dragons lineup who brought intangible qualities and leadership on the field. Racked up double digit RBI's in 6 consecutive seasons. Top 10 in Dragons history in Hits, RBI's, and Runs. A true baseball player with a passion for the game.



Ken Taylor
Atlanta Dragons 1999-2003

—>>><<<—
A consistent hitter with a true knowledge of the strike zone and a knack for getting on base. Hit over .300 in all 5 seasons with the Dragons and averaged 21 hits per season. Keen ability to get hit by pitches. A fierce competitor who expected the best from himself and teammates. Embraced the Dragons culture and history from Day 1.



Wayne Hauenstein
Atlanta Dragons 1999-2004

—>>><<<—
Regular Shortstop for all 6 of his seasons and a fierce competitor on the field. A prolific hitter with a .379 Career Batting Average who tallied 20+ hits in 5 of his 6 seasons. A smooth infielder who was a mainstay in the middle of the Dragons lineup.



Paul Brooks
Atlanta Dragons 1999-2004

—>>><<<—
A two way star with game changing speed and the ability to pitch his best in big games. A career .311 hitter with a .423 OBP. Provided an energetic spark to the Dragons throughout his career. A teammate willing to do anything to help the Dragons win.



Rusty Umphenour
Atlanta Dragons 2001-2006

—>>><<<—
A comical and proven team leader with an ever-present and infectious exuberance who was one of the best hitters in Dragons history. A prolific run producer who is the Career leader in OBP with an astonishing .568 he was a pitchers worst nightmare. 3 Time Offensive Player of the Year in 2001, 2003, & 2005.



Cade McIntyre
"Biscuit"
Atlanta Dragons 2003-2015

—>>><<<—
A stoic On-Field General known as a brick wall behind the dish for 13 seasons. His tireless work and durability behind the dish led to Top 10 in Career Hits, Doubles, Runs Scored, and Saves on the mound. The ultimate teammate.



Aaron Bickhart
Atlanta Dragons 2005-2006 2009-2016

—>>><<<—
A fiery two-way star who was a fierce competitor and competed with the moto "Wait till you see what I do today". Career benchmarks include 318 IP, 25 Wins, 9 Saves, 292 Strike Outs which leads the Dragons All-Time. Post Season excellence and guts pitching 20 Innings in 2 days with 2 Wins to propel Dragons into the 2011 Championship. Second All-Time in Career HR's (45) and Top 10 in numerous Hitting categories All-Time. Dragons Offensive Player of the Year 2006 & 2009. Dragons Pitcher of the Year 2009, 2010, 2012, 2015.



Robert Frazier

Atlanta Dragons 1996-2001



Founder of the Atlanta Dragons. Instilled tradition and passion for the Dragons Franchise in all his players. Analytically minded when it came to in game lineups and strategies. The true Heart and Soul of the Atlanta Dragons.

ROBERT FRAZIER #6

Frazier started the Dragons in 1996 but prior to that, he ran the 92 Cubs, 93 & 94 Indians, and 95 Hooters before settling on the Dragons name that would stick for decades.

Frazier managed the Dragons to 54-48-1 record over his 5 seasons but more importantly he set the tone for how the team would be managed. He was very well organized with little sheets of notes everywhere, with names, phone numbers, etc., however, he rarely missed a managers meeting and became one of the most reliable and respected managers in the MABL.

He stressed being a good teammate and assembled the original group of Dragons in the mid to late 90's, many of which are still friends to this day thanks to him. When he left for Japan in 2000, he turned to the team over to Brett Washburn, saying, "The Dragons will never last if you don't take over."

Robert followed the Dragons from Japan for over a decade with bi-weekly phone calls to check in. Today, he still checks in on the team from Minneapolis, where he is employed at Amazon. Robert was able to be in attendance for the 2017 Championship series vs the Cherokees and witnessed the first championship with a great deal of pride for what he had started 22+ years previous.



Mitch Jolley

Atlanta Dragons 1996-2002



One of the Dragons cornerstones and an "Iron Horse" behind the plate. A Marine at heart he gave everything he had out on the field with a never say die attitude.

MITCH JOLLEY #3

Jolley played 7 seasons with the Dragons from 96-02 before retiring. Mitch was the all time catcher, all around good guy, and never say die attitude.

A Marine at heart, he gave everything he had oftentimes catching both ends of the doubleheader in 100 degree weather.

Mitch was instrumental in growing the Dragons as well as he was the rock behind Robert for many years. Today, Mitch works in construction and lives in Cumming with his wife Amy.



Todd Edwards "Hollywood"

Atlanta Dragons 1996-2003 2009-2014



*A member of the exclusive 300 Hit Club.
Career leader in RBI, Doubles, Sac Fly's.
Power hitting offensive star who was a great
clubhouse leader. Led the Dragons in HR's
3 seasons. Dragons Offensive Player of the Year
1996, 1997, 1998.*

TODD EDWARDS #9

Edwards played 14 seasons with the Dragons but would have been 19 had he not moved away from 2005-2008. Edwards was a stalwart at 3rd for the Dragons for years and usually hit 3rd. He is the Dragons career leader in RBI, 2nd in Runs scored, and 3rd in Home Runs. His career batting average of .354 places him just outside the top 10 but his high was .453 in 1997.

He is the career leader in doubles with 69. Todd, aka Hollywood, was known for having the latest trends on the baseball field and was a leader in the dugout and off the field.

Todd's last season was 2014 but he keeps in close touch with the Dragons and their successes. Off the field today, Todd is a buyer's agent for Duffy Realty and active in the Atlanta tennis community.

He lives in the Milton area with his wife Daphne and their sons Aaron and Dayne. Dayne is a standout football player in the Milton High School program which Todd is actively involved in volunteering his time and energies.



Billy Whitfield

Atlanta Dragons 1996-2001 2004-2007 2009-2012



A towering and intimidating Right Hander at the plate and on the mound. Hit team record 55 Career HR's and led the Dragons in HR's 7 seasons. Prolific two way star who was a calming clubhouse presence and leader of Kangaroo court. Member of the 200 Strikeout Club. Dragons Offensive Player of the Year 1996 & 1999 & Dragons Pitcher of the Year 1996, 1997, 1998.

BILLYWHITFIELD #14

Whitfield played for 14 seasons before retiring after the 2012 season. Billy famously came up with the kangaroo court fine system and made sure it was documented in the book weekly so we could recap at the end of the year at the team party. That was always good for a lot of entertainment.

On the field, Billy was a workhorse on the mound for many years of undocumented success. Billy should be far and away the career leader in wins, innings pitched, and strikeouts however pitching stats got the short end of the stick in the early years.

Billy is the career leader in Home Runs with 55 and 3rd all time in RBI with 224. Billy works in the construction business and lives in Kennesaw with his wife Kelly and their 3 kids.



Mike Hanelin "Doc"

Atlanta Dragons 1996-2007



One of the Dragons most colorful and exciting stars. Excelled in all phases of the game. First in Career Triples (14) and Top 10 in numerous other career categories "Doc" did it all. Intense competitor. Dragons Pitcher of the Year in 2003.

MIKE HANELIN #32

Doc played 12 seasons and was a key cog in the lineup, on the mound, and in the field, manning CF for years. Doc's career on base percentage was .468 with ranks 7th all time. He is in the top 10 in many career categories including 1st in triples, 3rd in runs scored, 4th in doubles and hits, 6th in RBI, and his .360 career batting average is 10th. Doc would be in the top 5 in career pitching if those stats had been kept better in the early years as he won some big playoff games over his time wearing #32.

Doc was known for his intensity and a strikeout was sure to produce a helmet bounding against a wall near you in the dugout. He raised the level of everyone's game around though and he is probably the career leader in fines as well.

Today, Doc is a radiologist in the Phoenix, AZ area and has taken up acting over the last several years and you've probably seen in some commercials and short films.



David Zanaty
"Z"
Atlanta Dragons 1998-2007



A steadfast staple in the Dragons lineup who brought intangible qualities and leadership on the field. Racked up double digit RBI's in 6 consecutive seasons. Top 10 in Dragons history in Hits, RBI's, and Runs. A true baseball player with a passion for the game.

DAVID ZANATY #22

Z played 10 seasons with the Dragons and once said prior to retiring, "I'm not sure what to do, I'm a baseball player."

He was a constant in the lineup with his best year hitting .400 in 2002 and racking up double digit RBI's for 6 consecutive seasons. He's 7th in Dragons history in career hits and RBI and 8th in runs. He ranks 2nd in career SAC fly's and was always a quick witted personality, making everyone laugh on a regular basis.

He once won in poker on a team trip and carried a little sheet of paper with an "I owe you" on it for several years. He never had a problem finding what to do after baseball. He's been very successful in Real Estate Investment, Development, and Operations over the last couple decades. David and his wife Katie still live in Atlanta.



Ken Taylor

Atlanta Dragons 1999-2003



A consistent hitter with a true knowledge of the strike zone and a knack for getting on base. Hit over .300 in all 5 seasons with the Dragons and averaged 21 hits per season. Keen ability to get hit by pitches. A fierce competitor who expected the best from himself and teammates. Embraced the Dragons culture and history from Day 1.

KEN TAYLOR #39

Ken played 5 seasons with the Dragons before moving up to the 28+ Dragons for several years later. He was brought on in 1999 by Wayne and found out he made the team when Edwards handed him a Dragons t-shirt after the 1st practice.

Ken quickly fit in and became one of the proudest Dragon players in a short time and even wrote a book called "Dragonball" that may be published in 2018. The book chronicles his work life and Dragons baseball in regards to how baseball saved him and allowed him to be himself. It's a fascinating look into a young career and Dragons baseball in the early days.

On the field, Ken would famously throw his bat upon being hit by a pitch and is 8th all time in just 5 years for hit by pitches. Many Dragons players would privately root for him to be hit so we could see the show. He is also 8th all time in stolen bases and was a great bunter.

In his first season, he used to bunt a lot until one day, Washburn told him to swing the damn bat and don't be a p****y. Ken hit his first career home run the next game and would finish with 3 on the year. Ken never hit below .300 and finished with a .346 career average.

Ken now runs his own consulting firm called 39 Consulting and has published a book called "Persuaded" that you should check out.

Ken lives with his wife Kellie in Alpharetta and has 2 kids.



Wayne Hauenstein

Atlanta Dragons 1999-2004



Regular Shortstop for all 6 of his seasons and a fierce competitor on the field. A prolific hitter with a .379 Career Batting Average who tallied 20+ hits in 5 of his 6 seasons. A smooth infielder who was a mainstay in the middle of the Dragons lineup.

WAYNE HAUENSTEIN #15

Wayne never met a call he agreed with or an umpire he liked. He was famously ejected in the 2002 playoffs vs the White Sox declaring, "I couldn't hit that with a step ladder" on a called strike 3.

Wayne was a heck of a hitter though coming in 7th all-time with a .379 career average. He places 10th in hits and 9th in RBI over his 6 years. He played a solid SS for many years and was a true competitor.

Wayne was once fined for bringing the book, "What to Expect When Your Expecting" into the dugout to give to Ken.

In his personal life, Wayne is an avid follower of Georgia Tech football, basketball, and Atlanta Braves baseball. He has his own consulting company, called Learning Curve Consulting that he started in 2012.

He lives in Roswell with his wife and 3 kids and coaches his son's travel team.



Paul Brooks

Atlanta Dragons 1999-2004



*A two way star with game changing speed and the ability to pitch his best in big games.
A career .311 hitter with a .423 OBP.
Provided an energetic spark to the Dragons throughout his career. A teammate willing to do anything to help the Dragons win.*

PAUL BROOKS #1

Paul came to the Dragons in 1999 from the league commissioner and fit in immediately. Fresh out of school from the U. of Virginia, he moved to Atlanta to go to grad school at Georgia Tech.

His young legs were a welcome addition and he always had a solid bat and pitched in some big games. In the 1999 playoffs he pitched one of the best games in Dragons history and led just 1-0 going to the 9th. The Dragons had no pitching left and with 2 outs the season ended on a walk off by the opponent in the bottom of the 9th but Paul pitched his heart out.

He finished with a .311 career average and very respectable .423 on base percentage. Today, Paul is back in Virginia where he is a professor at Virginia Commonwealth in Richmond and lives with his wife Courtney and son.



Rusty Umphenour

Atlanta Dragons 2001-2006



A comical and proven team leader with an ever-present and infectious exuberance who was one of the best hitters in Dragons history. A prolific run producer who is the Career leader in OBP with an astonishing .568 he was a pitchers worst nightmare. 3 Time Offensive Player of the Year in 2001, 2003, & 2005.

RUSTY UMPHENOUR #14

Rusty will go down as the funniest Dragon of all time and one of the best teammates anyone could ever have. Always smiling, he made coming to the ballpark as fun as it could be.

On the field, he's one of the best hitters in Dragons history compiling a career .416 batting average with ranks #4 and .568 on base percentage which is #1 all-time.

He hit .400 or better in 4 of his 6 seasons. Fun fact about Rusty, he played on the 1985, '86, '87 and '88 (Pony, Babe Ruth, Colt & Babe Ruth) World Champions w/ the East Cobb Astros.

He lives in Atlanta and has 2 kids.



Cade McIntyre
"Biscuit"
Atlanta Dragons 2003-2015



A stoic On-Field General known as a brick wall behind the dish for 13 seasons. His tireless work and durability behind the dish led to Top 10 in Career Hits, Doubles, Runs Scored, and Saves on the mound. The ultimate teammate.

CADE MCINTYRE #42

Cade joined the Dragons in 2003 and played 13 seasons.

The Dragons could always count on his leadership behind the dish. Known for his elite defensive skills a passed ball was rare with "Biscuit" behind the dish.

A witty dry sense of humor Cade always had his teammates cracking up in the dugout.

His tireless work and durability behind the dish led to Top 10 in Career Hits, Doubles, Runs Scored, and Saves on the mound. The ultimate teammate.

These days, Cade coaches in East Atlanta and runs the Coyotes youth baseball team.



Aaron Bickhart

Atlanta Dragons 2005-2006 2009-2016



A fiery two-way star who was a fierce competitor and competed with the moto "Wait till you see what I do today". Career benchmarks include 318 IP, 25 Wins, 9 Saves, 292 Strike Outs which leads the Dragons All-Time. Post Season excellence and guts pitching 20 Innings in 2 days with 2 Wins to propel Dragons into the 2011 Championship. Second All-Time in Career HR's (45) and Top 10 in numerous Hitting categories All-Time. Dragons Offensive Player of the Year 2006 & 2009. Dragons Pitcher of the Year 2009, 2010, 2012, 2015.

AARON BICKHART #6

Aaron joined the Dragons in 2005 bringing top tier versatility to the roster. For 10 years the Dragons depended on the durable two-way star to help grind out victories anyway he could. Whether is was with the stick or on the mound Bickhart usually delivered.

Competed with the moto "Wait till you see what I do today". Career benchmarks include 318 IP, 25 Wins, 9 Saves, 292 Strike Outs which leads the Dragons All-Time. Post Season excellence and guts pitching 20 Innings in 2 days with 2 Wins to propel Dragons into the 2011 Championship.

Second All-Time in Career HR's (45) and Top 10 in numerous Hitting categories All-Time.

Dragons Offensive Player of the Year 2006 & 2009, Dragons Pitcher of the Year 2009, 2010, 2012, & 2015.

Currently, Aaron lives in South Atlanta and is a real estate agent for Buckhead Realty.

An aerial, black and white photograph of a basketball court. A player is positioned on the key, facing away from the camera. The court's lines, including the three-point arc and the key, are clearly visible. The background shows a dense crowd of spectators in the stands.


DRAFTED PLAYERS



PROTECT THE "D"



Dragons Drafted



Andy Taulbee

Drafted by the San Francisco Giants in the 2nd Round of the 1994 MLB Draft from Clemson University. Taulbee played for the Dragons in 2002 taking home the Whitfield Award and Edwards Award.



J.J. Thomas

Drafted by the Kansas City Royals in the 46th Round of the 1994 MLB Draft from Wheeler HS and the Houston Astros in the 15th Round of the 1997 MLB Draft from Georgia Tech. Thomas played for the Dragons in 2004.



Eric Swegman

Drafted by the Kansas City Royals in the 33rd Round of the 2008 MLB Draft from Young Harris College and the Atlanta Braves in the 28th Round of the 2009 MLB Draft from Young Harris College. Swegman played for the Dragons 2016-2017



Daniel Sarisky

Drafted by the Houston Astros in the 40th Round of the 2009 MLB Draft from Oglethorpe University. Sarisky joined the Dragons in 2016 and is a current player.



Matt Costello

Drafted by the Milwaukee Brewers in the 35th Round of the 2009 MLB Draft from Valdosta State University. Costello will join the Dragons for the 2019 Season.



David Wolensky

Drafted by the Anaheim Angels in the 42nd Round of the 1999 MLB Draft from Chipola College. Wolensky played for the Dragons in 2015.

LASTING MEMORIES



Willie Mays Suvak

DARREN "HAMMY" HAMRICK

DOB: 1/1/1985
HT: 5'10"
WT: 180
POS: P
BATS: R
THROWS: R

SCOUTING REPORT

His tattooed fastball early in the count and did his best to ride his difficulty with breaking balls from a long lead and swing path. The length of his swing is causing him to guess on pitches leaving out front on off speed stuff.





THANK YOU DRAGONFLIES