




























































2016 YRMBL Statistics

















- Batting
















Player	Team	GP	PA	AB	R	H	2B	3B	HR	RBI	BB	SO	SB	CS	AVG	OBP	SLG	OPS	ISO	HBP	SAC	SF	ROE	FC	PS
 Wong, Justin	Pirates	15	48	29	15	9	2	1	0	6	15	7	11	1	.310	.583	.448	1.031	.138	4	0	0	1	0	193
 Wong, Justin	Pirates	2	7	5	3	2	0	0	0	0	1	1	4	0	.400	.571	.400	.971	.000	1	0	0	0	0	25
 Wilson, Michael	Rockies	13	46	37	14	16	3	0	2	13	9	3	0	0	.432	.543	.676	1.219	.244	0	0	0	2	1	179
 White, Tim	Yankees	11	41	35	23	15	5	2	0	8	6	3	10	0	.429	.512	.686	1.198	.257	0	0	0	6	4	107
 White, Tim	Yankees	1	3	2	2	2	0	0	0	0	1	0	1	0	1.000	1.000	1.000	2.000	.000	0	0	0	0	0	17
 White, Justyn	Dodgers	15	55	47	13	16	4	0	0	10	8	10	3	0	.340	.436	.426	.862	.086	0	0	0	2	1	189
 White, Jordan	Yankees	10	35	29	9	6	1	0	0	6	5	3	1	3	.207	.343	.241	.584	.034	1	0	0	5	0	102
 White, Jordan	Yankees	1	2	1	0	0	0	0	0	0	1	0	0	0	.000	.500	.000	.500	.000	0	0	0	0	1	6
 Wade, Mark-Tristan	Dodgers	8	22	17	2	4	0	0	0	3	5	5	0	0	.235	.409	.235	.644	.000	0	0	0	0	1	85
 Vij, Shelly	Rockies	9	27	22	3	2	1	0	0	2	5	11	1	0	.091	.259	.136	.395	.045	0	0	0	2	1	111
 Vicari, Mackenzie	Yankees	14	54	48	12	11	0	0	0	9	5	4	5	2	.229	.315	.229	.544	.000	1	0	0	6	5	169
 Vicari, Mackenzie	Yankees	1	3	3	0	0	0	0	0	0	0	2	0	0	.000	.000	.000	.000	.000	0	0	0	0	0	12

















	Player	Team	GP	PA	AB	R	H	2B	3B	HR	RBI	BB	SO	SB	CS	AVG	OBP	SLG	OPS	ISO	HBP	SAC	SF	ROE	FC	PS
	Vessio, Rocco	Reds	14	45	36	9	10	1	0	0	12	8	5	6	0	.278	.400	.306	.706	.028	0	0	1	3	1	161
	Vessio, Rocco	Reds	2	7	7	0	0	0	0	0	0	0	1	1	0	.000	.000	.000	.000	.000	0	0	0	1	0	24
	Vaisanen, Robbie	Yankees	10	38	33	14	19	0	1	0	14	4	3	7	0	.576	.632	.636	1.268	.060	1	0	0	1	0	127
	Vaisanen, Robbie	Yankees	1	3	2	2	1	0	0	0	0	1	0	1	0	.500	.667	.500	1.167	.000	0	0	0	0	1	11
	Vaisanen, Markus	Yankees	11	41	31	13	10	2	0	0	9	7	6	1	0	.323	.488	.387	.875	.064	3	0	0	2	1	150
	Vaisanen, Markus	Yankees	1	3	3	1	1	1	0	0	2	0	1	0	0	.333	.333	.667	1.000	.334	0	0	0	0	0	6
	Tymecki, Mark	Athletics	10	33	24	9	12	4	0	0	11	8	5	6	0	.500	.606	.667	1.273	.167	0	0	1	1	3	126
	Tymecki, Mark	Athletics	1	3	3	0	1	0	0	0	1	0	0	0	0	.333	.333	.333	.666	.000	0	0	0	0	0	12
	Turtle, Hugh	Rockies	10	32	27	6	8	1	1	0	4	4	8	2	0	.296	.406	.407	.813	.111	1	0	0	2	0	117
	Turnbull, Dave	Dodgers	1	3	1	1	0	0	0	0	0	2	0	1	0	.000	.667	.000	.667	.000	0	0	0	0	0	15
	Toong, Timothy	Dodgers	13	43	35	9	11	0	0	0	3	8	2	4	0	.314	.442	.314	.756	.000	0	0	0	4	3	139
	Thalheimer, Kyle	Yankees	2	4	3	1	1	1	0	0	1	1	0	0	0	.333	.500	.667	1.167	.334	0	0	0	1	0	16
	Teel, Charlie	Rockies	13	45	30	16	6	1	0	0	5	10	8	7	2	.200	.467	.233	.700	.033	5	0	0	3	3	168
	Sinclair, Ryan	Dodgers	15	59	47	22	21	1	1	1	15	10	6	14	0	.447	.559	.574	1.133	.127	2	0	0	6	4	211
	Sharpen, T.Jay	Athletics	10	30	27	4	5	1	0	0	4	2	6	1	0	.185	.267	.222	.489	.037	1	0	0	0	1	106
	Sharpen, T.Jay	Athletics	1	3	3	0	0	0	0	0	1	0	1	0	0	.000	.000	.000	.000	.000	0	0	0	1	0	10

















Player	Team	GP	PA	AB	R	H	2B	3B	HR	RBI	BB	SO	SB	CS	AVG	OBP	SLG	OPS	ISO	HBP	SAC	SF	ROE	FC	PS
 Shahi, Neil	Pirates	14	39	27	14	9	1	1	0	6	8	7	4	0	.333	.538	.444	.982	.111	4	0	0	2	0	162
 Shahi, Neil	Pirates	2	6	4	2	2	1	0	0	2	2	1	1	0	.500	.667	.750	1.417	.250	0	0	0	1	0	25
 Seguin, Frederik	Pirates	13	37	31	7	7	2	0	0	6	5	10	1	2	.226	.351	.290	.641	.064	1	0	0	2	2	133
 Seguin, Frederik	Pirates	2	6	6	3	1	0	0	0	3	0	2	2	0	.167	.167	.167	.334	.000	0	0	0	1	2	22
 Seguin, Andrew	Dodgers	11	41	27	10	8	0	0	0	3	13	7	4	1	.296	.537	.296	.833	.000	1	0	0	2	0	179
 Richardson, Dave	Rockies	7	16	16	1	2	1	0	0	1	0	5	0	0	.125	.125	.188	.313	.063	0	0	0	1	0	41
 Pint, Jody	Pirates	11	32	27	4	6	1	0	0	10	4	8	3	0	.222	.313	.259	.572	.037	0	1	1	0	0	129
 Pint, Jody	Pirates	1	3	2	2	0	0	0	0	1	0	1	0	0	.000	.333	.000	.333	.000	1	0	0	1	0	14
 Ong, Kelvin	Dodgers	8	25	20	4	5	1	0	0	8	5	8	2	0	.250	.400	.300	.700	.050	0	0	0	2	1	89
 O'Connell, James	Reds	12	31	27	6	5	0	0	0	1	4	8	7	0	.185	.290	.185	.475	.000	0	1	0	1	0	110
 O'Connell, James	Reds	1	2	2	0	0	0	0	0	0	0	2	0	0	.000	.000	.000	.000	.000	0	0	0	0	0	13
 Nunes, Paul	Yankees	12	45	39	10	12	0	0	0	16	3	11	1	0	.308	.400	.308	.708	.000	3	0	0	5	2	143
 Nunes, Paul	Yankees	1	2	2	0	0	0	0	0	0	0	1	0	0	.000	.000	.000	.000	.000	0	0	0	0	0	6
 Nunes, David	Yankees	13	46	35	6	9	3	0	0	11	11	11	0	1	.257	.435	.343	.778	.086	0	0	0	4	0	189
 Nunes, David	Yankees	1	2	2	1	0	0	0	0	0	0	0	0	0	.000	.000	.000	.000	.000	0	0	0	2	0	11

















Player	Team	GP	PA	AB	R	H	2B	3B	HR	RBI	BB	SO	SB	CS	AVG	OBP	SLG	OPS	ISO	HBP	SAC	SF	ROE	FC	PS
 Nunes, Chris	Yankees	11	35	29	8	6	0	0	0	7	4	6	0	0	.207	.343	.207	.550	.000	2	0	0	1	3	107
 Nunes, Chris	Yankees	1	3	3	0	0	0	0	0	0	0	2	0	0	.000	.000	.000	.000	.000	0	0	0	0	0	13
 Noble, Cameron	Athletics	13	39	30	6	4	0	1	0	6	8	6	2	1	.133	.308	.200	.508	.067	0	0	1	3	4	157
 Newallo, Mark	Dodgers	13	46	42	8	11	1	1	1	14	2	12	2	0	.262	.326	.405	.731	.143	2	0	0	2	2	181
 Mullins , Raymond	Rockies	12	41	39	6	12	0	0	0	9	2	7	3	1	.308	.341	.308	.649	.000	0	0	0	3	3	146
 Morlog, David	Reds	11	34	26	12	11	2	2	0	9	8	3	11	0	.423	.559	.654	1.213	.231	0	0	0	1	0	114
 Morley, Keith	Rockies	13	49	37	6	11	1	0	0	9	11	12	4	0	.297	.449	.324	.773	.027	0	0	1	4	0	191
 Migue, Julius	Reds	10	28	24	5	6	0	0	0	8	4	9	3	1	.250	.357	.250	.607	.000	0	0	0	3	0	101
 Migue, Julius	Reds	1	2	2	0	0	0	0	0	0	0	0	0	0	.000	.000	.000	.000	.000	0	0	0	0	0	7
 Mayer, Robert	Pirates	13	33	26	8	5	0	0	0	4	7	12	4	0	.192	.364	.192	.556	.000	0	0	0	2	1	143
 Mayer, Robert	Pirates	2	6	5	1	1	0	0	0	0	1	2	1	0	.200	.333	.200	.533	.000	0	0	0	0	0	33
 Masterson , Jordan	Reds	14	47	36	13	12	1	1	0	5	10	11	11	1	.333	.489	.417	.906	.084	1	0	0	2	0	175
 Masterson , Jordan	Reds	2	7	7	1	3	0	0	0	1	0	0	3	0	.429	.429	.429	.858	.000	0	0	0	0	0	16
 Martins, Bruce	Athletics	12	41	35	11	9	2	0	0	8	5	9	6	0	.257	.366	.314	.680	.057	1	0	0	5	1	138
 Martins, Bruce	Athletics	1	3	3	1	0	0	0	0	0	0	1	1	0	.000	.000	.000	.000	.000	0	0	0	1	0	7
 Marquez, Francisco	Athletics	9	31	26	6	10	1	1	0	8	5	4	8	2	.385	.484	.500	.984	.115	0	0	0	2	3	109


	Player	Team	GP	PA	AB	R	H	2B	3B	HR	RBI	BB	SO	SB	CS	AVG	OBP	SLG	OPS	ISO	HBP	SAC	SF	ROE	FC	PS
	Manosca, Mike	Pirates	13	42	36	13	11	3	0	0	15	4	3	12	0	.306	.405	.389	.794	.083	2	0	0	3	4	165
	Manosca, Mike	Pirates	2	6	4	2	0	0	0	0	0	2	0	1	0	.000	.333	.000	.333	.000	0	0	0	1	0	32
	Mallory, Wesley	Dodgers	14	52	50	12	17	7	1	0	20	2	11	4	1	.340	.365	.520	.885	.180	0	0	0	2	1	166
	Luison, Andrew	Dodgers	10	38	29	18	9	4	0	0	4	7	3	5	0	.310	.474	.448	.922	.138	2	0	0	3	0	149
	Loosh, Martin	Athletics	15	53	45	10	11	3	1	0	9	8	10	7	0	.244	.358	.356	.714	.112	0	0	0	4	4	201
	Loosh, Martin	Athletics	1	3	2	1	0	0	0	0	0	1	1	0	0	.000	.333	.000	.333	.000	0	0	0	0	0	13
	Levac, Paul	Reds	13	36	30	3	6	0	0	0	6	5	4	0	0	.200	.306	.200	.506	.000	0	0	1	2	0	131
	Levac, Paul	Reds	2	6	3	0	1	0	0	0	2	3	0	0	0	.333	.667	.333	1.000	.000	0	0	0	0	0	22
	Larter, Andrew	Rockies	11	37	34	8	12	0	1	0	17	2	3	2	1	.353	.378	.412	.790	.059	0	0	1	7	2	106
	Landon, Joe	Reds	13	43	39	9	10	3	1	0	6	4	8	5	0	.256	.326	.385	.711	.129	0	0	0	0	1	163
	Landon, Joe	Reds	2	6	6	1	1	0	0	0	1	0	1	1	0	.167	.167	.167	.334	.000	0	0	0	1	1	19
	Kim, Matthew	Athletics	13	38	34	7	2	0	0	0	4	2	14	4	0	.059	.158	.059	.217	.000	2	1	0	4	3	111
	Kim, Matthew	Athletics	1	2	1	0	0	0	0	0	0	1	0	0	0	.000	.500	.000	.500	.000	0	1	0	0	0	6
	Kalia, Erik	Pirates	14	32	26	5	4	0	0	0	4	4	7	3	1	.154	.313	.154	.467	.000	2	0	0	1	2	105
	Kalia, Erik	Pirates	2	6	5	0	1	0	0	0	1	0	1	1	0	.200	.333	.200	.533	.000	1	0	0	0	0	14
	Jones, Justin	Dodgers	13	48	36	10	8	2	1	0	3	11	13	9	2	.222	.417	.333	.750	.111	1	0	0	1	1	183

	Player	Team	GP	PA	AB	R	H	2B	3B	HR	RBI	BB	SO	SB	CS	AVG	OBP	SLG	OPS	ISO	HBP	SAC	SF	ROE	FC	PS
	Huang, Alfred	Dodgers	12	37	33	6	1	0	0	0	7	3	16	1	0	.030	.108	.030	.138	.000	0	0	1	5	1	155
	Horwood, Eric	Pirates	14	35	26	1	2	0	0	0	1	5	14	1	2	.077	.314	.077	.391	.000	4	0	0	2	2	139
	Horwood, Eric	Pirates	2	6	5	1	0	0	0	0	1	1	5	0	0	.000	.167	.000	.167	.000	0	0	0	0	0	27
	Hayden, Gary	Athletics	14	41	35	8	5	0	0	0	5	6	4	5	1	.143	.268	.143	.411	.000	0	0	0	2	5	131
	Hayden, Gary	Athletics	1	2	1	0	0	0	0	0	0	1	0	0	0	.000	.500	.000	.500	.000	0	0	0	0	0	8
	Harkin, James	Rockies	9	31	21	13	7	1	3	1	12	9	3	2	0	.333	.548	.810	1.358	.477	1	0	0	1	0	124
	Halls, Adam	Athletics	7	19	16	3	3	0	0	0	2	3	6	0	0	.188	.316	.188	.504	.000	0	0	0	3	1	71
	Halls, Adam	Athletics	1	3	3	0	0	0	0	0	0	0	3	0	0	.000	.000	.000	.000	.000	0	0	0	0	0	15
	Gorman, Matt	Dodgers	6	20	15	3	1	0	0	0	4	4	3	1	1	.067	.300	.067	.367	.000	1	0	0	3	1	69
	Gordon, Jonathan	Reds	11	38	29	13	9	2	1	0	13	8	5	5	0	.310	.474	.448	.922	.138	1	0	0	3	1	149
	Gordon, Jonathan	Reds	2	7	5	1	2	1	0	0	0	1	2	2	0	.400	.571	.600	1.171	.200	1	0	0	0	0	31
	Gellner, Bryan	Rockies	10	38	27	14	7	1	1	0	5	11	6	4	0	.259	.474	.370	.844	.111	0	0	0	4	1	151
	Gee, Kevin	Rockies	2	8	6	2	4	1	0	0	1	2	0	4	1	.667	.750	.833	1.583	.166	0	0	0	0	0	30
	Gaston, James	Athletics	14	46	40	10	14	3	1	0	8	3	13	1	0	.350	.435	.475	.910	.125	3	0	0	4	1	155
	Gaston, James	Athletics	1	3	3	0	1	0	0	0	0	0	2	0	0	.333	.333	.333	.666	.000	0	0	0	0	0	10

Player	Team	GP	PA	AB	R	H	2B	3B	HR	RBI	BB	SO	SB	CS	AVG	OBP	SLG	OPS	ISO	HBP	SAC	SF	ROE	FC	PS
 Gallo, Daniel	Athletics	12	35	28	7	13	3	0	0	7	6	3	3	0	.464	.571	.571	1.142	.107	1	0	0	2	1	135
 Gallo, Daniel	Athletics	1	3	2	1	0	0	0	0	0	1	0	0	0	.000	.333	.000	.333	.000	0	0	0	1	0	11
 Fulton, James	Reds	13	44	34	16	16	4	2	0	12	10	3	5	0	.471	.591	.706	1.297	.235	0	0	0	3	1	164
 Fulton, James	Reds	2	7	5	1	3	0	0	0	1	1	0	5	0	.600	.714	.600	1.314	.000	1	0	0	1	0	26
 Floyd, Jordan	Yankees	10	35	29	6	6	1	0	0	8	6	3	0	0	.207	.343	.241	.584	.034	0	0	0	5	2	141
 Floyd, Jordan	Yankees	1	3	2	0	0	0	0	0	0	1	0	0	0	.000	.333	.000	.333	.000	0	0	0	1	0	15
 Floyd, Jason	Yankees	12	37	30	8	7	0	0	0	0	7	6	2	1	.233	.378	.233	.611	.000	0	0	0	3	1	132
 Floyd, Jason	Yankees	1	3	3	0	0	0	0	0	0	0	2	0	0	.000	.000	.000	.000	.000	0	0	0	0	0	10
 Fiorino, Anthony	Yankees	11	35	32	7	11	2	1	0	9	0	8	2	1	.344	.371	.469	.840	.125	2	0	1	2	1	121
 Fiorino, Anthony	Yankees	1	3	3	0	0	0	0	0	0	0	3	0	0	.000	.000	.000	.000	.000	0	0	0	0	0	10
 Farag, Andrew	Reds	14	46	41	7	13	1	0	0	17	0	10	8	1	.317	.348	.341	.689	.024	3	0	2	2	2	146
 Farag, Andrew	Reds	2	7	7	1	0	0	0	0	0	0	2	1	0	.000	.000	.000	.000	.000	0	0	0	1	1	29
 Evangelisti, Luigi	Reds	3	8	5	3	1	0	0	0	1	3	1	0	0	.200	.500	.200	.700	.000	0	0	0	1	0	31
 Durbano, Matt	Yankees	5	14	13	5	3	0	0	0	2	1	0	1	0	.231	.286	.231	.517	.000	0	0	0	2	2	37
 Dimpfel, Nicholas	Yankees	14	52	35	17	23	11	3	0	27	11	2	2	1	.657	.750	1.143	1.893	.486	5	0	1	1	2	170
 Dimpfel, Nicholas	Yankees	1	3	2	0	1	0	0	0	3	1	0	0	0	.500	.667	.500	1.167	.000	0	0	0	1	0	15











Player	Team	GP	PA	AB	R	H	2B	3B	HR	RBI	BB	SO	SB	CS	AVG	OBP	SLG	OPS	ISO	HBP	SAC	SF	ROE	FC	PS
 Desrosiers, Darren	Dodgers	2	7	5	0	2	0	0	0	5	2	1	0	0	.400	.571	.400	.971	.000	0	0	0	1	0	24
 Damico, Ross	Pirates	10	26	22	4	2	0	0	0	5	4	6	3	0	.091	.231	.091	.322	.000	0	0	0	4	1	96
 Damico, Ross	Pirates	2	7	6	1	1	0	0	0	2	1	3	1	0	.167	.286	.167	.453	.000	0	0	0	0	0	25
 Couperthwaite, Michael	Rockies	12	46	45	11	15	1	0	0	5	1	2	6	0	.333	.348	.356	.704	.023	0	0	0	4	2	111
 Connolly, Sean	Athletics	15	52	42	20	13	1	0	0	7	4	1	23	1	.310	.442	.333	.775	.023	6	0	0	8	2	158
 Connolly, Sean	Athletics	1	3	3	1	1	1	0	0	0	0	2	1	0	.333	.333	.667	1.000	.334	0	0	0	0	0	10
 Clark, Robert	Reds	12	36	27	6	3	0	0	0	3	6	15	6	2	.111	.333	.111	.444	.000	3	0	0	1	1	162
 Clark, Robert	Reds	2	6	4	0	0	0	0	0	0	1	1	1	0	.000	.333	.000	.333	.000	1	0	0	0	0	21
 Chow, Bryant	Dodgers	12	44	34	11	11	1	0	0	13	9	4	3	0	.324	.477	.353	.830	.029	1	0	0	6	4	149
 Cassidy, Jonathan	Reds	12	33	23	7	6	0	0	0	3	7	5	2	0	.261	.485	.261	.746	.000	3	0	0	3	1	119
 Cassidy, Jonathan	Reds	2	6	3	1	0	0	0	0	0	3	1	3	0	.000	.500	.000	.500	.000	0	0	0	0	1	24
 Carpino, Adam	Pirates	10	24	16	4	5	1	0	0	4	6	6	2	0	.313	.542	.375	.917	.062	2	0	0	1	0	94
 Carpino, Adam	Pirates	2	7	4	0	3	1	0	0	2	3	0	1	0	.750	.857	1.000	1.857	.250	0	0	0	0	0	30
 Campbell, James	Pirates	13	39	29	11	10	0	0	0	9	10	2	5	0	.345	.513	.345	.858	.000	0	1	0	4	0	120
 Campbell, James	Pirates	1	3	3	1	1	0	0	0	0	0	1	2	0	.333	.333	.333	.666	.000	0	0	0	0	0	11
 Broski, Bart	Reds	2	5	5	0	0	0	0	0	0	0	3	0	0	.000	.000	.000	.000	.000	0	0	0	0	0	19
















Player	Team	GP	PA	AB	R	H	2B	3B	HR	RBI	BB	SO	SB	CS	AVG	OBP	SLG	OPS	ISO	HBP	SAC	SF	ROE	FC	PS
 Bowers, Kevin	Pirates	12	30	25	3	4	0	0	0	3	4	10	2	2	.160	.300	.160	.460	.000	1	0	0	1	2	116
 Bowers, Kevin	Pirates	2	6	5	1	2	0	0	0	4	0	2	0	0	.400	.500	.400	.900	.000	1	0	0	0	0	26
 Bower, Chris	Pirates	8	18	15	1	0	0	0	0	1	3	10	1	0	.000	.167	.000	.167	.000	0	0	0	0	1	70
 Bertin, Tyler	Athletics	9	21	16	4	5	0	0	0	7	4	1	0	0	.313	.476	.313	.789	.000	1	0	0	3	2	66
 Bertin, Tyler	Athletics	1	3	3	0	1	0	0	0	0	0	0	0	0	.333	.333	.333	.666	.000	0	0	0	0	1	7
 Bentley, Simon	Athletics	7	18	16	3	2	1	0	0	2	1	7	0	0	.125	.222	.188	.410	.063	1	0	0	1	1	54
 Bentley, Simon	Athletics	1	2	2	0	0	0	0	0	0	0	0	0	0	.000	.000	.000	.000	.000	0	0	0	0	0	5
 Benjamin, Justin	Athletics	15	54	41	9	10	1	0	0	8	6	14	2	1	.244	.426	.268	.694	.024	7	0	0	2	0	204
 Bellamy, Bill	Pirates	13	35	29	5	8	0	0	0	6	6	7	2	0	.276	.400	.276	.676	.000	0	0	0	3	0	116
 Beesley, Ross	Reds	13	37	31	2	6	0	0	0	4	5	19	4	0	.194	.324	.194	.518	.000	1	0	0	1	1	157
 Beesley, Ross	Reds	2	6	5	1	1	1	0	0	1	1	2	0	0	.200	.333	.400	.733	.200	0	0	0	0	1	22
 Bateman, Clayton	Rockies	9	33	26	4	4	0	0	0	2	7	12	4	1	.154	.333	.154	.487	.000	0	0	0	2	2	119
 Badaoui, David	Yankees	2	5	5	0	2	0	0	0	0	0	3	0	0	.400	.400	.400	.800	.000	0	0	0	0	0	13
 Austin, Jason	Yankees	10	30	27	7	5	1	0	0	8	2	5	0	0	.185	.267	.222	.489	.037	1	0	0	1	1	124
 Austin, Jason	Yankees	1	3	3	0	1	0	0	0	0	0	0	0	0	.333	.333	.333	.666	.000	0	0	0	0	0	10
 Atkinson, Braden	Rockies	14	48	40	8	11	0	2	0	17	8	9	4	1	.275	.396	.375	.771	.100	0	0	0	5	1	184

















	Player	Team	GP	PA	AB	R	H	2B	3B	HR	RBI	BB	SO	SB	CS	AVG	OBP	SLG	OPS	ISO	HBP	SAC	SF	ROE	FC	PS
	Abreo, Rohan	Pirates	7	16	14	2	0	0	0	0	1	2	10	2	0	.000	.125	.000	.125	.000	0	0	0	1	0	73







•

Pitching

	Player	Team	GP	GS	CG	IP	BF	W	L	SV	H	R	ER	BB	SO	ERA	WHIP	BAA	PC	PO	HB	HR	SO/BB	SO/7IP
	Wong, Justin	Pirates	15	1	0	2	20	0	1	0	5	13	7	6	1	31.50	5.50	.417	73	0	2	0	.17	3.50
	White, Tim	Yankees	11	2	1	15	74	0	2	0	12	11	7	16	16	4.20	1.87	.207	296	1	0	0	1.00	7.47
	White, Jordan	Yankees	10	0	0	8.1	48	1	0	0	5	8	5	12	5	5.40	2.04	.143	163	0	1	0	.42	4.20
	Vicari, Mackenzie	Yankees	14	7	1	37.2	232	3	3	0	49	60	35	58	42	8.36	2.84	.290	906	2	5	0	.72	7.81
	Vaisanen, Robbie	Yankees	10	0	0	3.2	22	0	0	0	4	5	0	5	0	.00	2.45	.235	80	0	0	0	.00	.00
	Tymecki, Mark	Athletics	10	5	2	34.1	155	4	1	0	27	25	16	18	57	4.19	1.31	.201	609	0	3	0	3.17	11.62
	Tymecki, Mark	Athletics	1	1	0	6	31	0	1	0	5	6	0	4	9	.00	1.50	.185	122	0	0	0	2.25	10.50
	Turtle, Hugh	Rockies	10	3	2	22.2	111	2	2	0	27	18	8	10	30	3.18	1.63	.267	367	0	0	0	3.00	9.26
	Teel, Charlie	Rockies	13	1	1	14	76	1	2	1	14	18	10	18	8	6.43	2.29	.264	279	2	5	0	.44	4.00
	Sinclair, Ryan	Dodgers	15	10	6	64.1	321	7	4	0	64	62	22	27	70	3.08	1.41	.228	1101	0	13	0	2.59	7.62

Player	Team	GP	GS	CG	IP	BF	W	L	SV	H	R	ER	BB	SO	ERA	WHIP	BAA	PC	PO	HB	HR	SO/BB	SO/7IP
 Sharpen, T.Jay	Athletics	10	0	0	1	3	0	0	0	1	2	2	1	0	18.00	2.00	1.000	9	0	1	0	.00	.00
 Seguin, Frederik	Pirates	13	2	0	15.3	98	1	2	0	26	35	18	20	5	10.13	2.88	.338	335	1	1	1	.25	2.19
 Seguin, Andrew	Dodgers	11	0	0	3.2	15	0	0	0	3	3	2	5	4	4.91	2.18	.333	73	1	1	0	.80	7.64
 Richardson, Dave	Rockies	7	2	0	9.2	70	0	2	0	20	24	14	12	4	13.03	3.31	.377	261	0	5	0	.33	2.90
 Pint, Jody	Pirates	11	5	4	32.2	204	0	6	1	74	65	31	13	30	8.54	2.66	.398	592	1	5	1	2.31	6.43
 Pint, Jody	Pirates	1	1	1	7	35	1	0	0	8	6	2	3	1	2.57	1.57	.258	117	0	1	0	.33	1.00
 Newallo, Mark	Dodgers	13	0	0	2	14	0	1	0	4	3	3	4	1	13.50	4.00	.400	43	0	0	0	.25	3.50
 Mullins , Raymond	Rockies	12	7	2	35.1	189	3	2	0	53	43	20	11	20	5.09	1.81	.301	623	0	2	0	1.82	3.96
 Morlog, David	Reds	11	1	1	16.2	82	1	1	0	19	12	9	10	16	4.86	1.74	.271	307	0	2	1	1.60	6.72
 Masterson , Jordan	Reds	14	1	0	4	26	0	1	0	4	9	2	3	6	4.50	1.75	.182	93	0	1	0	2.00	10.50
 Masterson , Jordan	Reds	2	1	0	4.2	30	0	1	0	6	11	3	6	5	5.79	2.57	.261	123	0	1	0	.83	7.50
 Marquez, Francisco	Athletics	9	1	0	8	39	0	0	0	10	6	3	6	8	3.38	2.00	.303	145	1	0	0	1.33	7.00
 Manosca, Mike	Pirates	13	1	1	10.2	68	0	1	0	18	23	13	15	8	10.97	3.09	.346	237	0	1	0	.53	5.25
 Mallory, Wesley	Dodgers	14	4	2	22	105	2	0	0	16	14	7	11	26	2.86	1.23	.178	365	0	4	0	2.36	8.27
 Luison, Andrew	Dodgers	10	1	0	5	22	1	0	0	2	1	1	6	5	1.80	1.60	.125	90	0	0	0	.83	7.00

	Player	Team	GP	GS	CG	IP	BF	W	L	SV	H	R	ER	BB	SO	ERA	WHIP	BAA	PC	PO	HB	HR	SO/BB	SO/7IP
	Loosh, Martin	Athletics	15	0	0	4.2	34	0	2	0	10	16	12	9	6	23.14	4.07	.500	121	0	5	1	.67	9.00
	Hayden, Gary	Athletics	14	6	2	38	194	3	2	0	38	35	19	38	30	4.50	2.00	.245	741	1	1	1	.79	5.53
	Harkin, James	Rockies	9	0	0	1	3	0	0	0	0	0	0	0	2	.00	.00	.000	14	0	0	0	.00	14.00
	Gordon, Jonathan	Reds	11	2	0	5	32	0	1	0	8	9	7	6	8	12.60	2.80	.320	136	0	1	0	1.33	11.20
	Gordon, Jonathan	Reds	2	0	0	1	4	0	0	0	1	0	0	0	1	.00	1.00	.250	12	0	0	0	.00	7.00
	Fulton, James	Reds	13	11	11	71	352	9	2	0	70	51	24	50	84	3.04	1.69	.235	1287	3	4	0	1.68	8.28
	Fulton, James	Reds	2	1	1	7	34	0	1	0	6	5	5	5	13	6.43	1.57	.231	144	1	3	0	2.60	13.00
	Fiorino, Anthony	Yankees	11	1	0	2	17	1	0	0	2	7	5	8	3	22.50	5.00	.286	72	0	2	0	.38	10.50
	Evangelisti, Luigi	Reds	3	0	0	0.1	4	0	0	0	1	3	3	3	0	81.00	12.00	1.000	18	0	0	0	.00	.00
	Dimpfel, Nicholas	Yankees	14	5	2	29	149	2	2	0	36	29	16	19	37	4.97	1.90	.281	560	3	2	0	1.95	8.93
	Dimpfel, Nicholas	Yankees	1	1	1	7	33	1	0	0	4	4	2	4	10	2.57	1.14	.138	114	0	0	0	2.50	10.00
	Damico, Ross	Pirates	10	5	1	25	145	0	2	0	33	39	17	18	32	6.12	2.04	.273	515	1	6	0	1.78	8.96
	Damico, Ross	Pirates	2	1	1	7	34	1	0	0	3	1	1	8	11	1.29	1.57	.125	140	0	2	0	1.38	11.00
	Couperthwaite, Michael	Rockies	12	1	0	4	27	1	0	0	6	7	6	5	3	13.50	2.75	.333	99	0	4	0	.60	5.25
	Clark, Robert	Reds	2	0	0	0.1	2	0	0	0	1	1	0	0	0	.00	3.00	.500	5	0	0	0	.00	.00
	Bertin, Tyler	Athletics	9	2	0	16	83	1	1	1	11	14	6	16	19	3.37	1.69	.175	318	0	4	0	1.19	8.31

Player	Team	GP	GS	CG	IP	BF	W	L	SV	H	R	ER	BB	SO	ERA	WHIP	BAA	PC	PO	HB	HR	SO/BB	SO/7IP
 Bertin, Tyler	Athletics	1	0	0	1	5	0	0	0	1	0	0	1	2	.00	2.00	.250	20	0	0	0	2.00	14.00
 Benjamin, Justin	Athletics	15	1	0	2	13	0	0	0	5	4	2	3	1	9.00	4.00	.500	56	0	0	0	.33	3.50
 Bellamy, Bill	Pirates	13	1	0	7	49	1	1	0	13	15	9	6	4	11.57	2.71	.342	153	0	5	0	.67	4.00
 Beesley, Ross	Reds	2	1	0	0	0	0	0	0	0	0	0	0	0	.00	.00	.000	0	0	0	0	.00	.00
 Bateman, Clayton	Rockies	9	0	0	3	23	0	0	0	3	8	4	9	4	12.00	4.00	.250	92	0	2	0	.44	9.33
 Atkinson, Braden	Rockies	14	0	0	6.1	42	0	0	0	11	18	14	14	0	19.89	3.95	.423	148	1	2	0	.00	.00