



























































2017 YRMBL Statistics


















Batting


















	<u>Player</u>	<u>Team</u>	<u>GP</u>	<u>PA</u>	<u>AB</u>	<u>R</u>	<u>H</u>	<u>2B</u>	<u>3B</u>	<u>HR</u>	<u>RBI</u>	<u>BB</u>	<u>SO</u>	<u>SB</u>	<u>CS</u>	<u>AVG</u>	<u>OBP</u>	<u>SLG</u>	<u>OPS</u>	<u>ISO</u>	<u>BABIP</u>	<u>HBP</u>	<u>SacB</u>	<u>SF</u>	<u>ROE</u>	<u>FC</u>	<u>PS</u>
	Wong, Justin	Pirates	18	70	50	21	17	2	1	0	11	16	13	13	0	.340	.514	.420	.934	.080	.447	3	0	1	2	1	294
	Wong, Justin	Pirates	4	14	11	3	2	0	0	0	0	3	3	2	0	.182	.357	.182	.539	.000	.250	0	0	0	2	0	57
	Wilson, Michael	Rockies	9	31	23	6	10	2	0	0	6	7	7	4	0	.435	.581	.522	1.103	.087	.625	1	0	0	0	0	108
	White, Tim	Yankees	14	51	43	17	15	3	0	0	12	6	3	13	0	.349	.431	.419	.850	.070	.366	1	0	1	4	3	156
	White, Tim	Yankees	2	8	8	2	2	0	0	0	2	0	0	1	0	.250	.250	.250	.500	.000	.250	0	0	0	1	0	26
	White, Justyn	Dodgers	16	50	40	10	8	0	0	0	8	7	6	5	0	.200	.300	.200	.500	.000	.216	0	0	3	4	2	186
	White, Justyn	Dodgers	4	9	7	3	2	0	0	0	0	2	2	1	0	.286	.444	.286	.730	.000	.400	0	0	0	1	0	35
	Welsman, Andrew	Expos	14	35	28	7	2	0	0	0	3	2	8	0	0	.071	.229	.071	.300	.000	.095	4	0	1	3	4	116
	Welsman, Andrew	Expos	2	5	5	1	2	0	0	0	1	0	2	3	0	.400	.400	.400	.800	.000	.667	0	0	0	1	0	16
	Wali, Raymond	Pirates	7	22	17	7	8	1	0	0	3	5	1	7	1	.471	.591	.529	1.120	.058	.500	0	1	0	2	0	79
	Wali, Raymond	Pirates	5	16	13	3	2	0	0	0	0	3	6	0	0	.154	.313	.154	.467	.000	.286	0	0	0	1	0	54


















<u>Player</u>	<u>Team</u>	<u>GP</u>	<u>PA</u>	<u>AB</u>	<u>R</u>	<u>H</u>	<u>2B</u>	<u>3B</u>	<u>HR</u>	<u>RBI</u>	<u>BB</u>	<u>SO</u>	<u>SB</u>	<u>CS</u>	<u>AVG</u>	<u>OBP</u>	<u>SLG</u>	<u>OPS</u>	<u>ISO</u>	<u>BABIP</u>	<u>HBP</u>	<u>SacB</u>	<u>SF</u>	<u>ROE</u>	<u>FC</u>	<u>PS</u>
 Wade, Mark-Tristan	Dodgers	15	47	36	14	12	1	0	0	14	9	12	5	0	.333	.447	.361	.808	.028	.462	0	0	2	4	0	196
 Wade, Mark-Tristan	Dodgers	4	11	8	1	0	0	0	0	0	1	6	1	0	.000	.273	.000	.273	.000	.000	2	0	0	0	0	41
 Vij, Shelly	Rockies	12	39	30	7	4	0	0	0	1	8	10	0	0	.133	.333	.133	.466	.000	.200	1	0	0	0	0	164
 Vicari, Mackenzie	Yankees	12	41	34	10	10	3	0	0	3	7	5	6	0	.294	.415	.382	.797	.088	.345	0	0	0	1	3	143
 Vessio, Rocco	Reds	15	52	43	13	11	4	0	0	18	9	4	6	0	.256	.385	.349	.734	.093	.282	0	0	0	7	1	170
 Vessio, Rocco	Reds	1	4	4	2	2	1	0	0	1	0	0	1	0	.500	.500	.750	1.250	.250	.500	0	0	0	0	0	9
 Vaisanen, Robbie	Yankees	11	39	32	13	8	1	1	1	3	7	2	6	1	.250	.385	.438	.823	.188	.241	0	0	0	4	4	124
 Vaisanen, Markus	Yankees	15	56	51	12	16	2	0	0	9	5	9	3	0	.314	.375	.353	.728	.039	.381	0	0	0	5	1	195
 Vaisanen, Markus	Yankees	2	8	7	1	3	0	0	0	0	1	2	0	0	.429	.500	.429	.929	.000	.600	0	0	0	0	0	37
 Tymecki, Mark	Athletics	10	37	24	18	9	2	0	1	9	13	1	9	1	.375	.595	.583	1.178	.208	.364	0	0	0	5	2	125
 Tymecki, Mark	Athletics	4	13	11	3	2	1	0	0	2	2	1	2	0	.182	.308	.273	.581	.091	.200	0	0	0	0	2	46
 Trew, Scott	Reds	14	46	35	11	9	3	1	2	14	7	11	9	0	.257	.413	.571	.984	.314	.304	3	0	1	3	0	170
 Trew, Scott	Reds	2	5	4	1	1	0	0	0	0	1	2	2	1	.250	.400	.250	.650	.000	.500	0	0	0	1	0	26
 Toong, Timothy	Dodgers	14	39	33	10	7	1	0	0	9	6	3	4	0	.212	.333	.242	.575	.030	.233	0	0	0	4	1	143
 Toong, Timothy	Dodgers	4	11	8	3	4	0	0	0	2	3	2	3	1	.500	.636	.500	1.136	.000	.667	0	0	0	0	0	49
















 <u>Player</u>	<u>Team</u>	<u>GP</u>	<u>PA</u>	<u>AB</u>	<u>R</u>	<u>H</u>	<u>2B</u>	<u>3B</u>	<u>HR</u>	<u>RBI</u>	<u>BB</u>	<u>SO</u>	<u>SB</u>	<u>CS</u>	<u>AVG</u>	<u>OBP</u>	<u>SLG</u>	<u>OPS</u>	<u>ISO</u>	<u>BABIP</u>	<u>HBP</u>	<u>SacB</u>	<u>SF</u>	<u>ROE</u>	<u>FC</u>	<u>PS</u>
 Teel, Charlie	Rockies	7	24	22	10	10	2	0	0	5	1	3	5	0	.455	.458	.545	1.003	.090	.500	0	0	1	1	2	76
 Taylor, Ryan	Expos	14	42	33	14	13	3	0	0	9	9	3	13	1	.394	.524	.485	1.009	.091	.433	0	0	0	3	1	151
 Taylor, Ryan	Expos	2	6	4	0	1	0	0	0	0	2	1	2	0	.250	.500	.250	.750	.000	.333	0	0	0	0	0	18
 Surh, Erick	Dodgers	10	24	21	8	5	0	0	0	7	2	5	7	0	.238	.333	.238	.571	.000	.313	1	0	0	2	3	87
 Surh, Erick	Dodgers	4	9	8	3	1	0	0	0	1	1	1	1	0	.125	.222	.125	.347	.000	.143	0	0	0	1	2	36
 Stewart, Matthew	Expos	7	18	14	5	5	0	0	0	4	4	2	4	0	.357	.500	.357	.857	.000	.417	0	0	0	2	0	70
 Stewart, Matthew	Expos	2	6	6	1	3	1	0	0	1	0	0	3	0	.500	.500	.667	1.167	.167	.500	0	0	0	0	2	21
 Song, Ed	Yankees	15	46	43	4	5	0	2	0	10	3	24	0	0	.116	.174	.209	.383	.093	.263	0	0	0	1	3	169
 Song, Ed	Yankees	2	7	5	0	1	0	0	0	0	1	3	0	0	.200	.429	.200	.629	.000	.500	1	0	0	0	0	27
 Smith, Jason	Dodgers	11	34	30	11	11	4	0	0	8	2	6	7	1	.367	.441	.500	.941	.133	.458	2	0	0	2	0	112
 Smith, Jason	Dodgers	4	12	12	0	5	1	0	0	3	0	3	3	0	.417	.417	.500	.917	.083	.556	0	0	0	0	3	36
 Slauenwhite, Chris	Pirates	7	19	15	5	3	0	0	0	3	4	2	1	0	.200	.368	.200	.568	.000	.231	0	0	0	2	3	66
 Slauenwhite, Chris	Pirates	4	10	10	2	2	0	0	0	0	0	1	3	0	.200	.200	.200	.400	.000	.222	0	0	0	2	1	27
 Sinclair, Ryan	Dodgers	17	62	55	23	25	6	0	0	22	6	13	7	1	.455	.516	.564	1.080	.109	.595	1	0	0	4	0	225
 Sinclair, Ryan	Dodgers	4	13	11	4	4	1	0	0	4	2	3	2	0	.364	.462	.455	.917	.091	.500	0	0	0	2	1	57
 Sharpen, T.Jay	Athletics	3	8	6	4	3	0	1	0	3	2	1	1	0	.500	.625	.833	1.458	.333	.600	0	0	0	0	0	35


















	<u>Player</u>	<u>Team</u>	<u>GP</u>	<u>PA</u>	<u>AB</u>	<u>R</u>	<u>H</u>	<u>2B</u>	<u>3B</u>	<u>HR</u>	<u>RBI</u>	<u>BB</u>	<u>SO</u>	<u>SB</u>	<u>CS</u>	<u>AVG</u>	<u>OBP</u>	<u>SLG</u>	<u>OPS</u>	<u>ISO</u>	<u>BABIP</u>	<u>HBP</u>	<u>SacB</u>	<u>SF</u>	<u>ROE</u>	<u>FC</u>	<u>PS</u>
	Shahi, Neil	Pirates	14	42	29	11	5	0	0	0	5	13	9	6	1	.172	.429	.172	.601	.000	.250	0	0	0	2	3	171
	Shahi, Neil	Pirates	6	15	11	5	3	0	0	0	1	3	6	0	0	.273	.467	.273	.740	.000	.600	1	0	0	1	0	62
	Seguin, Frederik	Pirates	12	41	32	8	12	1	0	0	7	8	10	5	1	.375	.488	.406	.894	.031	.522	0	0	1	0	1	164
	Seguin, Frederik	Pirates	6	18	18	1	0	0	0	0	3	0	5	0	0	.000	.000	.000	.000	.000	.000	0	0	0	1	2	60
	Seguin, Andrew	Expos	14	41	26	11	2	1	0	0	8	14	8	7	0	.077	.390	.115	.505	.038	.105	0	0	1	0	2	181
	Seguin, Andrew	Expos	2	5	5	0	1	0	0	0	0	0	1	0	0	.200	.200	.200	.400	.000	.250	0	0	0	0	0	19
	Rycombel, Stan	Rockies	1	4	3	2	2	0	0	0	1	1	1	0	0	.667	.750	.667	1.417	.000	1.000	0	0	0	0	0	18
	Quinn, Sean	Reds	12	41	34	20	13	2	3	0	14	6	1	14	0	.382	.463	.618	1.081	.236	.382	0	0	1	7	0	131
	Quinn, Sean	Reds	2	7	7	2	3	0	1	0	2	0	1	2	0	.429	.429	.714	1.143	.285	.500	0	0	0	1	0	20
	Pint, Jody	Pirates	13	45	33	10	12	3	0	0	12	10	7	8	0	.364	.533	.455	.988	.091	.462	2	0	0	4	1	175
	Pint, Jody	Pirates	6	18	16	5	5	1	0	0	5	2	3	2	0	.313	.389	.375	.764	.062	.385	0	0	0	2	0	61
	Ong, Kelvin	Dodgers	13	42	36	12	13	6	1	0	12	6	6	4	1	.361	.452	.583	1.035	.222	.433	0	0	0	4	0	131
	Ong, Kelvin	Dodgers	3	10	9	2	3	0	1	0	1	1	1	0	0	.333	.400	.556	.956	.223	.375	0	0	0	0	2	22
	Oak, Kris	Dodgers	10	32	23	10	12	0	1	0	10	8	2	5	0	.522	.625	.609	1.234	.087	.545	0	0	1	2	1	112
	Oak, Kris	Dodgers	4	13	13	2	6	4	0	0	7	0	2	1	0	.462	.462	.769	1.231	.307	.545	0	0	0	1	1	47


















 <u>Player</u>	<u>Team</u>	<u>GP</u>	<u>PA</u>	<u>AB</u>	<u>R</u>	<u>H</u>	<u>2B</u>	<u>3B</u>	<u>HR</u>	<u>RBI</u>	<u>BB</u>	<u>SO</u>	<u>SB</u>	<u>CS</u>	<u>AVG</u>	<u>OBP</u>	<u>SLG</u>	<u>OPS</u>	<u>ISO</u>	<u>BABIP</u>	<u>HBP</u>	<u>SacB</u>	<u>SF</u>	<u>ROE</u>	<u>FC</u>	<u>PS</u>
 O'Connell, James	Reds	15	45	34	15	7	0	0	0	9	8	9	9	1	.206	.378	.206	.584	.000	.269	2	0	1	4	2	163
 O'Connell, James	Reds	1	2	2	0	0	0	0	0	0	0	1	0	0	.000	.000	.000	.000	.000	.000	0	0	0	0	0	12
 Nunes, Paul	Yankees	17	58	48	12	17	0	0	0	9	7	7	8	0	.354	.466	.354	.820	.000	.415	3	1	0	4	4	184
 Nunes, Paul	Yankees	2	7	7	2	2	0	0	0	2	0	2	1	0	.286	.286	.286	.572	.000	.400	0	0	0	1	0	27
 Nunes, Jeff	Yankees	15	59	43	17	15	1	0	0	11	10	7	7	2	.349	.508	.372	.880	.023	.405	5	1	1	2	3	221
 Nunes, Jeff	Yankees	2	8	7	2	1	0	0	0	1	0	2	1	0	.143	.250	.143	.393	.000	.200	1	0	0	0	0	29
 Nunes, David	Yankees	5	17	12	3	1	0	0	0	1	4	5	1	0	.083	.353	.083	.436	.000	.143	1	0	0	1	0	70
 Nunes, David	Yankees	2	6	5	0	0	0	0	0	1	0	2	0	0	.000	.167	.000	.167	.000	.000	1	0	0	0	2	20
 Nunes, Chris	Yankees	16	53	38	5	5	0	0	0	12	13	7	0	1	.132	.377	.132	.509	.000	.161	2	0	0	5	2	179
 Nunes, Chris	Yankees	1	3	1	0	0	0	0	0	1	1	0	0	0	.000	.667	.000	.667	.000	.000	1	0	0	0	0	13
 Noble, Cameron	Athletics	9	27	24	7	6	0	0	0	7	3	6	0	0	.250	.333	.250	.583	.000	.333	0	0	0	4	0	109
 Noble, Cameron	Athletics	4	13	9	2	4	1	0	0	7	2	3	0	0	.444	.538	.556	1.094	.112	.571	1	0	1	0	0	52
 Newallo, Mark	Dodgers	12	38	29	11	7	3	1	0	10	8	9	8	0	.241	.421	.414	.835	.173	.350	1	0	0	2	3	140
 Newallo, Mark	Dodgers	3	7	6	0	1	0	0	0	0	1	4	2	0	.167	.286	.167	.453	.000	.500	0	0	0	1	0	33
 Mullins , Raymond	Rockies	13	44	38	10	4	0	0	0	4	4	7	1	2	.105	.227	.105	.332	.000	.129	2	0	0	5	4	145
 Morlog, David	Reds	12	46	31	23	13	2	2	1	8	12	5	19	0	.419	.609	.710	1.319	.291	.480	3	0	0	2	2	170


















 <u>Player</u>	<u>Team</u>	<u>GP</u>	<u>PA</u>	<u>AB</u>	<u>R</u>	<u>H</u>	<u>2B</u>	<u>3B</u>	<u>HR</u>	<u>RBI</u>	<u>BB</u>	<u>SO</u>	<u>SB</u>	<u>CS</u>	<u>AVG</u>	<u>OBP</u>	<u>SLG</u>	<u>OPS</u>	<u>ISO</u>	<u>BABIP</u>	<u>HBP</u>	<u>SacB</u>	<u>SF</u>	<u>ROE</u>	<u>FC</u>	<u>PS</u>
 Morlog, David	Reds	2	7	6	3	3	0	0	0	1	0	1	3	0	.500	.429	.500	.929	.000	.500	0	0	1	0	0	22
 McDonald, Mark	Expos	17	50	42	9	11	0	0	0	11	8	1	3	0	.262	.380	.262	.642	.000	.268	0	0	0	5	1	179
 McDonald, Mark	Expos	2	6	6	1	0	0	0	0	0	0	0	1	0	.000	.000	.000	.000	.000	.000	0	0	0	1	0	15
 McDonald, Josh	Expos	17	48	40	11	7	0	0	0	6	7	2	15	1	.175	.313	.175	.488	.000	.184	1	0	0	6	10	145
 McDonald, Josh	Expos	2	5	4	1	1	0	0	0	0	1	1	2	0	.250	.400	.250	.650	.000	.333	0	0	0	0	0	18
 Mayer, Robert	Pirates	17	57	47	18	15	0	0	0	13	8	7	22	1	.319	.404	.319	.723	.000	.357	0	0	2	5	5	197
 Mayer, Robert	Pirates	6	19	17	4	3	0	1	0	3	2	1	2	0	.176	.263	.294	.557	.118	.188	0	0	0	0	0	67
 Masterson , Jordan	Reds	13	41	34	10	7	2	0	1	11	6	10	6	0	.206	.341	.353	.694	.147	.261	1	0	0	3	1	167
 Masterson , Jordan	Reds	2	5	5	0	1	0	0	0	0	0	1	0	0	.200	.200	.200	.400	.000	.250	0	0	0	1	0	21
 Martins, Bruce	Athletics	14	51	46	13	10	1	0	0	14	4	5	2	0	.217	.294	.239	.533	.022	.244	1	0	0	5	5	161
 Martins, Bruce	Athletics	4	12	9	5	3	0	0	0	2	2	2	0	0	.333	.500	.333	.833	.000	.429	1	0	0	1	0	50
 Marquez, Francisco	Athletics	8	27	22	10	11	2	0	0	7	2	1	2	1	.500	.593	.591	1.184	.091	.524	3	0	0	2	0	82
 Marquez, Francisco	Athletics	4	13	12	1	3	0	0	0	3	1	2	1	0	.250	.308	.250	.558	.000	.300	0	0	0	1	1	45
 Marin, Kingsley	Expos	9	23	18	5	2	1	0	0	2	5	6	3	0	.111	.304	.167	.471	.056	.167	0	0	0	2	2	99
 Marin, Kingsley	Expos	2	4	4	0	0	0	0	0	0	0	3	0	0	.000	.000	.000	.000	.000	.000	0	0	0	0	0	21
 Marin, Alex	Expos	7	22	15	9	7	0	0	0	4	7	1	3	0	.467	.636	.467	1.103	.000	.500	0	0	0	0	2	94













 <u>Player</u>	<u>Team</u>	<u>GP</u>	<u>PA</u>	<u>AB</u>	<u>R</u>	<u>H</u>	<u>2B</u>	<u>3B</u>	<u>HR</u>	<u>RBI</u>	<u>BB</u>	<u>SO</u>	<u>SB</u>	<u>CS</u>	<u>AVG</u>	<u>OBP</u>	<u>SLG</u>	<u>OPS</u>	<u>ISO</u>	<u>BABIP</u>	<u>HBP</u>	<u>SacB</u>	<u>SF</u>	<u>ROE</u>	<u>FC</u>	<u>PS</u>
 Marin, Alex	Expos	2	6	3	0	0	0	0	0	0	3	0	1	0	.000	.500	.000	.500	.000	.000	0	0	0	1	0	22
 Manosca, Mike	Pirates	16	57	46	12	9	2	0	0	14	7	10	11	1	.196	.333	.239	.572	.043	.243	3	0	1	6	0	201
 Manosca, Mike	Pirates	6	19	16	5	4	2	0	0	6	0	4	5	0	.250	.368	.375	.743	.125	.333	3	0	0	4	1	64
 Mallory, Wesley	Dodgers	16	56	53	17	16	6	2	0	17	2	8	6	2	.302	.339	.491	.830	.189	.356	1	0	0	6	2	207
 Mallory, Wesley	Dodgers	3	9	9	4	3	1	1	0	1	0	2	1	0	.333	.333	.667	1.000	.334	.429	0	0	0	1	1	27
 Machin, Michael	Rockies	9	32	26	8	8	0	0	0	6	5	2	2	0	.308	.438	.308	.746	.000	.333	1	0	0	1	0	110
 Luszcz, Martin	Athletics	18	73	61	27	29	6	0	0	15	12	4	8	0	.475	.562	.574	1.136	.099	.509	0	0	0	5	2	268
 Luszcz, Martin	Athletics	4	13	12	2	2	0	0	0	2	1	5	0	0	.167	.231	.167	.398	.000	.286	0	0	0	0	0	56
 Luison, Andrew	Dodgers	12	41	31	21	13	0	2	1	6	8	2	12	1	.419	.537	.645	1.182	.226	.414	1	0	1	2	3	135
 Luison, Andrew	Dodgers	4	13	11	8	7	0	2	0	3	2	0	3	1	.636	.692	1.000	1.692	.364	.636	0	0	0	0	0	47
 Levac, Paul	Reds	11	32	22	5	9	0	0	0	10	6	4	1	1	.409	.594	.409	1.003	.000	.500	4	0	0	1	0	105
 Levac, Paul	Reds	2	5	4	0	0	0	0	0	0	1	1	0	0	.000	.200	.000	.200	.000	.000	0	0	0	0	1	22
 Lena, Andrew	Rockies	3	7	4	0	0	0	0	0	0	3	1	0	0	.000	.429	.000	.429	.000	.000	0	0	0	0	0	32
 Larter, Andrew	Rockies	14	52	47	12	25	3	1	0	18	4	5	3	0	.532	.577	.638	1.215	.106	.595	1	0	0	1	0	129
 Landon, Joe	Reds	16	55	50	13	15	4	0	0	13	4	8	12	2	.300	.364	.380	.744	.080	.357	1	0	0	2	3	181
 Landon, Joe	Reds	2	6	6	0	0	0	0	0	0	0	2	0	0	.000	.000	.000	.000	.000	.000	0	0	0	0	1	22

	<u>Player</u>	<u>Team</u>	<u>GP</u>	<u>PA</u>	<u>AB</u>	<u>R</u>	<u>H</u>	<u>2B</u>	<u>3B</u>	<u>HR</u>	<u>RBI</u>	<u>BB</u>	<u>SO</u>	<u>SB</u>	<u>CS</u>	<u>AVG</u>	<u>OBP</u>	<u>SLG</u>	<u>OPS</u>	<u>ISO</u>	<u>BABIP</u>	<u>HBP</u>	<u>SacB</u>	<u>SF</u>	<u>ROE</u>	<u>FC</u>	<u>PS</u>
	Lambrinakos, Petros	Rockies	6	16	14	0	0	0	0	0	1	2	11	2	1	.000	.125	.000	.125	.000	.000	0	0	0	0	1	62
	Kim, Matthew	Athletics	16	56	52	13	12	1	0	0	6	3	16	5	1	.231	.286	.250	.536	.019	.333	1	0	0	3	1	175
	Kim, Matthew	Athletics	4	13	12	2	1	0	0	0	4	0	8	1	0	.083	.154	.083	.237	.000	.250	1	0	0	0	2	59
	Jones, Justin	Dodgers	10	33	25	5	8	1	0	0	5	6	5	7	0	.320	.455	.360	.815	.040	.381	1	0	1	0	0	125
	Jones, Justin	Dodgers	4	10	7	2	0	0	0	0	0	1	4	3	0	.000	.300	.000	.300	.000	.000	2	0	0	0	0	43
	Hustler, Adam	Expos	18	50	37	1	4	0	0	0	3	13	16	0	1	.108	.340	.108	.448	.000	.190	0	0	0	0	0	202
	Hustler, Adam	Expos	2	4	4	0	0	0	0	0	0	0	2	1	0	.000	.000	.000	.000	.000	.000	0	0	0	1	0	17
	Horwood, Eric	Pirates	14	43	34	7	3	0	0	0	6	7	18	2	0	.088	.279	.088	.367	.000	.188	2	0	0	1	2	177
	Horwood, Eric	Pirates	6	17	10	3	0	0	0	0	0	5	5	0	1	.000	.412	.000	.412	.000	.000	2	0	0	0	0	75
	Hayden, Gary	Athletics	17	55	46	15	17	4	1	0	17	7	5	6	0	.370	.455	.500	.955	.130	.405	1	0	1	4	2	184
	Hayden, Gary	Athletics	3	9	8	2	1	1	0	0	2	1	0	0	0	.125	.222	.250	.472	.125	.125	0	0	0	1	1	30
	Hawley, Casey	Athletics	15	53	43	12	18	4	0	0	21	9	9	3	0	.419	.528	.512	1.040	.093	.529	1	0	0	2	5	216
	Hawley, Casey	Athletics	4	11	7	4	3	1	0	0	4	2	2	1	0	.429	.636	.571	1.207	.142	.600	2	0	0	1	0	51
	Harkin, James	Rockies	4	12	11	1	0	0	0	0	1	1	4	0	0	.000	.083	.000	.083	.000	.000	0	0	0	1	0	58
	Greco, Matthew	Rockies	3	8	7	1	0	0	0	0	0	1	7	0	0	.000	.125	.000	.125	.000	.000	0	0	0	0	0	38

 <u>Player</u>	<u>Team</u>	<u>GP</u>	<u>PA</u>	<u>AB</u>	<u>R</u>	<u>H</u>	<u>2B</u>	<u>3B</u>	<u>HR</u>	<u>RBI</u>	<u>BB</u>	<u>SO</u>	<u>SB</u>	<u>CS</u>	<u>AVG</u>	<u>OBP</u>	<u>SLG</u>	<u>OPS</u>	<u>ISO</u>	<u>BABIP</u>	<u>HBP</u>	<u>SacB</u>	<u>SF</u>	<u>ROE</u>	<u>FC</u>	<u>PS</u>
 Gordon, Jonathan	Reds	12	39	28	13	10	2	0	2	16	10	6	7	0	.357	.513	.643	1.156	.286	.381	0	0	1	2	2	175
 Gordon, Jonathan	Reds	1	3	3	0	0	0	0	0	0	0	2	0	0	.000	.000	.000	.000	.000	.000	0	0	0	1	0	15
 Gleason, Chris	Yankees	6	15	14	5	3	0	0	0	1	1	4	0	0	.214	.267	.214	.481	.000	.300	0	0	0	1	0	51
 Gellner, Bryan	Rockies	7	24	18	9	7	0	0	0	4	6	3	3	0	.389	.542	.389	.931	.000	.467	0	0	0	1	1	86
 Gee, Kevin	Rockies	8	25	19	5	6	2	1	0	4	6	4	3	1	.316	.480	.526	1.006	.210	.400	0	0	0	0	0	79
 Gaston, James	Athletics	15	59	49	12	17	0	2	0	26	5	6	3	0	.347	.458	.429	.887	.082	.395	5	0	0	5	6	208
 Gaston, James	Athletics	4	13	11	6	2	0	0	0	2	1	1	1	0	.182	.308	.182	.490	.000	.200	1	0	0	2	2	47
 Gallo, Daniel	Athletics	17	59	46	24	13	5	0	0	12	11	5	8	0	.283	.424	.391	.815	.108	.310	1	0	1	5	6	211
 Gallo, Daniel	Athletics	4	13	9	7	5	0	0	0	2	4	0	3	0	.556	.692	.556	1.248	.000	.556	0	0	0	0	1	44
 Fulton, James	Reds	14	52	42	19	23	7	4	0	23	8	1	5	0	.548	.596	.905	1.501	.357	.535	0	0	2	3	2	160
 Fulton, James	Reds	2	7	6	3	4	1	1	1	5	1	0	0	0	.667	.714	1.667	2.381	1.000	.600	0	0	0	0	0	27
 Floyd, Jordan	Yankees	13	42	31	7	7	0	0	0	3	10	9	0	0	.226	.429	.226	.655	.000	.318	1	0	0	6	0	176
 Floyd, Jordan	Yankees	1	3	2	1	0	0	0	0	0	1	1	0	0	.000	.333	.000	.333	.000	.000	0	0	0	0	0	11
 Floyd, Jason	Yankees	18	59	47	9	9	1	0	0	12	5	13	0	1	.191	.339	.213	.552	.022	.257	6	0	1	5	3	189
 Floyd, Jason	Yankees	2	6	4	1	2	0	0	0	1	1	2	1	0	.500	.667	.500	1.167	.000	1.000	1	0	0	0	0	24
 Fitzgerald, Dion	Expos	9	26	21	4	2	0	0	0	3	2	15	3	0	.095	.231	.095	.326	.000	.286	2	0	1	0	1	90














 <u>Player</u>	<u>Team</u>	<u>GP</u>	<u>PA</u>	<u>AB</u>	<u>R</u>	<u>H</u>	<u>2B</u>	<u>3B</u>	<u>HR</u>	<u>RBI</u>	<u>BB</u>	<u>SO</u>	<u>SB</u>	<u>CS</u>	<u>AVG</u>	<u>OBP</u>	<u>SLG</u>	<u>OPS</u>	<u>ISO</u>	<u>BABIP</u>	<u>HBP</u>	<u>SacB</u>	<u>SF</u>	<u>ROE</u>	<u>FC</u>	<u>PS</u>
 Fiorino, Anthony	Yankees	10	35	31	4	10	2	0	0	12	4	3	0	0	.323	.400	.387	.787	.064	.357	0	0	0	4	2	130
 Fiorino, Anthony	Yankees	2	7	6	2	0	0	0	0	0	1	2	0	0	.000	.143	.000	.143	.000	.000	0	0	0	2	0	34
 Febbraro, Alex	Athletics	9	29	23	4	6	3	0	0	10	4	3	0	0	.261	.379	.391	.770	.130	.286	1	0	1	2	2	94
 Farag, Andrew	Expos	18	50	42	7	10	0	0	0	7	4	9	4	1	.238	.360	.238	.598	.000	.303	4	0	0	2	2	166
 Farag, Andrew	Expos	2	5	4	0	1	0	0	0	0	1	3	2	0	.250	.400	.250	.650	.000	1.000	0	0	0	0	0	20
 Dimpfel, Nicholas	Yankees	8	29	18	9	10	2	1	0	12	7	2	5	0	.556	.724	.778	1.502	.222	.625	4	0	0	0	1	103
 Dimpfel, Nicholas	Yankees	1	4	3	0	1	0	0	0	0	1	1	1	0	.333	.500	.333	.833	.000	.500	0	0	0	0	0	18
 Desrosiers, Darren	Dodgers	14	51	43	25	23	7	2	1	15	8	2	22	0	.535	.608	.860	1.468	.325	.550	0	0	0	3	4	163
 Desrosiers, Darren	Dodgers	4	13	12	6	5	0	2	1	8	1	2	3	0	.417	.462	1.000	1.462	.583	.444	0	0	0	2	0	46
 Damico, Ross	Pirates	8	24	19	4	4	1	0	0	2	5	0	5	0	.211	.375	.263	.638	.052	.211	0	0	0	3	0	89
 Damico, Ross	Pirates	5	15	13	4	4	0	1	0	3	2	1	3	0	.308	.400	.462	.862	.154	.333	0	0	0	4	2	50
 Couperthwaite, Michael	Rockies	9	36	35	11	16	3	0	0	4	1	0	3	2	.457	.472	.543	1.015	.086	.457	0	0	0	3	1	91
 Clark, Robert	Reds	14	43	35	14	8	1	0	0	6	6	13	12	0	.229	.349	.257	.606	.028	.348	1	0	1	1	2	182
 Chang, Jonathan	Dodgers	14	47	37	14	15	3	0	0	19	7	7	9	1	.405	.511	.486	.997	.081	.484	2	0	1	2	2	179
 Chang, Jonathan	Dodgers	4	13	10	4	3	1	0	0	3	3	2	2	0	.300	.462	.400	.862	.100	.375	0	0	0	1	1	57
 Cassidy, Jonathan	Expos	15	45	31	10	8	2	0	0	6	8	7	9	3	.258	.489	.323	.812	.065	.333	6	0	0	2	3	177















 <u>Plaver</u>	<u>Team</u>	<u>GP</u>	<u>PA</u>	<u>AB</u>	<u>R</u>	<u>H</u>	<u>2B</u>	<u>3B</u>	<u>HR</u>	<u>RBI</u>	<u>BB</u>	<u>SO</u>	<u>SB</u>	<u>CS</u>	<u>AVG</u>	<u>OBP</u>	<u>SLG</u>	<u>OPS</u>	<u>ISO</u>	<u>BABIP</u>	<u>HBP</u>	<u>SacB</u>	<u>SF</u>	<u>ROE</u>	<u>FC</u>	<u>PS</u>
 Cassidy, Jonathan	Expos	2	6	4	0	0	0	0	0	0	2	1	0	0	.000	.333	.000	.333	.000	.000	0	0	0	0	1	27
 Cassidy , Andy	Expos	14	41	33	5	7	0	0	0	4	7	2	0	0	.212	.366	.212	.578	.000	.226	1	2	0	4	5	123
 Carpino, Adam	Pirates	11	37	31	5	7	0	0	0	5	5	9	0	0	.226	.351	.226	.577	.000	.318	1	0	0	0	0	148
 Carpino, Adam	Pirates	6	19	14	2	3	0	1	0	5	5	1	1	0	.214	.421	.357	.778	.143	.231	0	0	0	2	2	71
 Campbell, James	Pirates	14	52	38	15	14	1	0	0	10	13	6	9	1	.368	.538	.395	.933	.027	.438	1	0	0	1	3	181
 Campbell, James	Pirates	5	17	15	7	11	0	0	0	4	1	0	5	0	.733	.706	.733	1.439	.000	.688	0	0	1	3	1	43
 Brotman, Mark	Rockies	16	53	41	3	10	3	0	0	13	10	12	1	1	.244	.415	.317	.732	.073	.345	2	0	0	1	1	202
 Bowers, Kevin	Pirates	10	29	20	7	6	0	0	0	2	9	6	0	0	.300	.517	.300	.817	.000	.429	0	0	0	4	0	115
 Boileau, Evan	Athletics	18	72	59	27	28	3	1	0	12	6	5	25	0	.475	.569	.559	1.128	.084	.519	7	0	0	4	3	194
 Boileau, Evan	Athletics	4	16	14	6	5	1	3	0	5	2	4	5	0	.357	.438	.857	1.295	.500	.500	0	0	0	3	0	58
 Bentley, Simon	Athletics	3	8	8	1	2	0	0	0	2	0	1	0	0	.250	.250	.250	.500	.000	.286	0	0	0	1	1	22
 Benjamin, Justin	Athletics	9	33	30	10	13	6	0	0	11	1	5	1	0	.433	.485	.633	1.118	.200	.520	2	0	0	1	0	94
 Benjamin, Justin	Athletics	2	6	6	0	1	1	0	0	1	0	3	0	0	.167	.167	.333	.500	.166	.333	0	0	0	0	0	35
 Bellamy, Bill	Pirates	15	47	39	10	12	1	0	0	9	4	6	3	0	.308	.383	.333	.716	.025	.343	2	0	2	2	1	144
 Bellamy, Bill	Pirates	6	18	15	3	4	1	0	0	4	2	1	4	0	.267	.333	.333	.666	.066	.267	0	0	1	1	4	51
 Beesley, Ross	Reds	17	51	40	11	9	1	0	0	4	10	13	5	0	.225	.392	.250	.642	.025	.333	1	0	0	0	0	192
















 <u>Player</u>	<u>Team</u>	<u>GP</u>	<u>PA</u>	<u>AB</u>	<u>R</u>	<u>H</u>	<u>2B</u>	<u>3B</u>	<u>HR</u>	<u>RBI</u>	<u>BB</u>	<u>SO</u>	<u>SB</u>	<u>CS</u>	<u>AVG</u>	<u>OBP</u>	<u>SLG</u>	<u>OPS</u>	<u>ISO</u>	<u>BABIP</u>	<u>HBP</u>	<u>SacB</u>	<u>SF</u>	<u>ROE</u>	<u>FC</u>	<u>PS</u>
 Beesley, Ross	Reds	2	5	5	1	0	0	0	0	1	0	1	1	0	.000	.000	.000	.000	.000	.000	0	0	0	1	0	17
 Bateman, Clayton	Rockies	1	3	1	2	0	0	0	0	0	2	1	1	0	.000	.667	.000	.667	.000	.000	0	0	0	0	0	14
 Baran, Brian	Expos	15	43	37	5	6	1	0	0	6	3	14	4	0	.162	.279	.189	.468	.027	.261	3	0	0	2	0	152
 Baran, Brian	Expos	1	2	2	0	0	0	0	0	0	0	0	0	0	.000	.000	.000	.000	.000	.000	0	0	0	0	0	4
 Atkinson, Kendall	Reds	13	46	34	11	11	1	0	0	13	9	2	2	1	.324	.500	.353	.853	.029	.344	3	1	0	4	1	158
 Atkinson, Kendall	Reds	2	6	6	0	2	0	0	0	0	0	1	1	0	.333	.333	.333	.666	.000	.400	0	0	0	0	1	16
 Atkinson, Braden	Rockies	15	51	41	11	11	0	1	0	16	9	12	10	0	.268	.412	.317	.729	.049	.379	1	0	0	6	1	204
 Aquino, Jonathan	Reds	8	24	18	5	5	0	0	0	2	6	3	5	0	.278	.458	.278	.736	.000	.333	0	0	0	2	1	71
 Aquino, Jonathan	Reds	1	2	2	0	0	0	0	0	0	0	1	0	0	.000	.000	.000	.000	.000	.000	0	0	0	0	0	7
 America-Gasse, Daniel	Expos	14	45	37	13	11	1	0	0	4	6	5	12	0	.297	.422	.324	.746	.027	.344	2	0	0	3	4	162
 America-Gasse, Daniel	Expos	2	6	6	0	2	0	0	0	1	0	2	1	0	.333	.333	.333	.666	.000	.500	0	0	0	0	0	18
































Pitching

	<u>Player</u>	<u>Team</u>	<u>GP</u>	<u>GS</u>	<u>CG</u>	<u>IP</u>	<u>BF</u>	<u>W</u>	<u>L</u>	<u>SV</u>	<u>H</u>	<u>R</u>	<u>ER</u>	<u>BB</u>	<u>SO</u>	<u>ERA</u>	<u>WHIP</u>	<u>BAA</u>	<u>BABIP</u>	<u>FIP</u>	<u>PC</u>	<u>PO</u>	<u>HB</u>	<u>HR</u>	<u>SO/BB</u>	<u>SO/7IP</u>
	Wong, Justin	Pirates	18	1	0	2	16	0	1	0	5	8	8	6	0	36.00	5.50	.500	.267	19.50	63	0	0	1	.00	.00
	Wilson, Michael	Rockies	9	4	0	16	118	0	4	0	28	47	23	31	14	12.94	3.69	.346	.262	8.87	450	0	6	1	.45	6.12
	White, Tim	Yankees	14	3	3	26.1	139	2	2	0	35	33	17	19	33	5.81	2.05	.297	.330	3.66	499	1	2	0	1.74	8.77
	White, Tim	Yankees	2	1	1	9	51	0	1	0	14	18	10	6	11	10.00	2.22	.326	.350	3.56	210	0	2	0	1.83	8.56
	Welsman, Andrew	Expos	14	0	0	2	19	0	0	0	7	8	5	4	3	22.50	5.50	.467	.438	7.00	80	0	0	0	.75	10.50
	Wali, Raymond	Pirates	7	3	2	21	100	3	1	0	20	18	12	11	20	5.14	1.48	.230	.241	4.29	356	0	2	1	1.82	6.67
	Wali, Raymond	Pirates	5	3	3	20	98	2	1	0	26	17	8	6	26	3.60	1.60	.286	.352	2.95	347	0	1	1	4.33	9.10
	Vicari, Mackenzie	Yankees	12	6	3	31.1	169	1	4	0	38	42	24	21	28	6.89	1.88	.268	.270	4.22	551	0	6	0	1.33	6.26
	Vaisanen, Robbie	Yankees	11	1	0	12.2	72	1	2	0	19	16	12	11	15	8.53	2.37	.322	.333	4.24	261	0	2	0	1.36	8.29
	Tymecki, Mark	Athletics	10	6	2	35.1	169	5	1	1	20	21	11	20	45	2.80	1.13	.136	.161	3.15	633	1	2	0	2.25	8.92
	Tymecki, Mark	Athletics	4	2	0	10	52	1	0	0	11	12	9	7	18	8.10	1.80	.268	.324	2.50	207	0	4	0	2.57	12.60
	Trew, Scott	Reds	14	1	0	17	97	1	2	1	23	25	12	13	10	6.35	2.12	.284	.264	5.12	321	0	3	0	.77	4.12
	Trew, Scott	Reds	2	0	0	1.2	12	0	1	0	2	5	2	2	1	10.80	2.40	.200	.182	6.40	40	0	0	0	.50	4.20

	<u>Player</u>	<u>Team</u>	<u>GP</u>	<u>GS</u>	<u>CG</u>	<u>IP</u>	<u>BF</u>	<u>W</u>	<u>L</u>	<u>SV</u>	<u>H</u>	<u>R</u>	<u>ER</u>	<u>BB</u>	<u>SO</u>	<u>ERA</u>	<u>WHIP</u>	<u>BAA</u>	<u>BABIP</u>	<u>FIP</u>	<u>PC</u>	<u>PO</u>	<u>HB</u>	<u>HR</u>	<u>SO/BB</u>	<u>SO/7IP</u>
	Teel, Charlie	Rockies	7	2	1	12.3	86	0	2	0	26	30	24	22	4	16.62	3.69	.433	.317	8.46	293	1	4	0	.18	2.15
	Taylor, Ryan	Expos	14	6	3	36.1	204	1	6	0	56	57	36	32	20	8.92	2.42	.337	.301	5.90	714	2	6	1	.63	3.85
	Taylor, Ryan	Expos	2	1	1	6	31	0	1	0	4	6	2	5	6	3.00	1.50	.154	.160	4.50	107	0	0	0	1.20	7.00
	Stewart, Matthew	Expos	7	1	0	8	41	0	1	0	10	5	3	7	4	3.38	2.13	.303	.270	5.63	135	1	1	0	.57	3.50
	Smith, Jason	Dodgers	11	4	0	18.2	88	3	0	1	11	12	10	12	33	4.82	1.23	.164	.200	2.39	370	0	9	0	2.75	12.38
	Smith, Jason	Dodgers	4	1	0	7	34	1	0	1	2	4	2	7	11	2.57	1.29	.080	.087	3.86	136	0	2	0	1.57	11.00
	Sinclair, Ryan	Dodgers	17	7	5	44.2	197	7	0	0	33	20	10	19	45	2.01	1.16	.191	.217	3.26	692	2	5	0	2.37	7.05
	Sinclair, Ryan	Dodgers	4	2	1	12	65	2	0	0	14	15	6	6	11	4.50	1.67	.246	.259	3.67	261	0	2	0	1.83	6.42
	Seguin, Frederik	Pirates	12	0	0	9.1	51	0	1	0	8	13	7	12	8	6.75	2.14	.216	.186	6.14	160	0	2	0	.67	6.00
	Seguin, Andrew	Expos	14	0	0	1	10	0	0	0	1	6	6	8	0	54.00	9.00	.500	.100	28.00	50	0	0	0	.00	.00
	Pint, Jody	Pirates	13	8	6	54	270	8	1	0	66	56	26	25	55	4.33	1.69	.273	.307	3.35	920	0	3	0	2.20	7.13
	Pint, Jody	Pirates	6	2	1	13.1	72	2	1	0	18	15	9	6	14	6.07	1.80	.277	.310	3.25	250	0	1	0	2.33	7.35
	Oak, Kris	Dodgers	10	1	0	12.2	60	1	0	0	10	7	5	10	11	3.55	1.58	.208	.204	4.63	122	0	2	0	1.10	6.08
	Oak, Kris	Dodgers	4	1	1	9	43	1	0	0	6	9	3	6	7	3.00	1.33	.171	.167	4.44	144	0	2	0	1.17	5.44

	<u>Player</u>	<u>Team</u>	<u>GP</u>	<u>GS</u>	<u>CG</u>	<u>IP</u>	<u>BF</u>	<u>W</u>	<u>L</u>	<u>SV</u>	<u>H</u>	<u>R</u>	<u>ER</u>	<u>BB</u>	<u>SO</u>	<u>ERA</u>	<u>WHIP</u>	<u>BAA</u>	<u>BABIP</u>	<u>FIP</u>	<u>PC</u>	<u>PO</u>	<u>HB</u>	<u>HR</u>	<u>SO/BB</u>	<u>SO/7IP</u>
	Nunes, Jeff	Yankees	15	0	0	1	9	0	0	0	2	3	1	3	0	9.00	5.00	.333	.222	13.00	29	0	0	0	.00	.00
	Mullins , Raymond	Rockies	13	3	1	19	102	0	3	0	29	29	17	11	8	8.05	2.11	.326	.301	5.58	319	0	2	1	.73	2.95
	Morlog, David	Reds	12	5	1	24	129	3	1	0	33	30	17	17	16	6.38	2.08	.300	.292	4.79	426	0	2	0	.94	4.67
	Morlog, David	Reds	2	1	0	4.1	25	0	0	0	4	6	4	5	2	8.31	2.08	.222	.174	6.54	89	0	2	0	.40	3.23
	McDonald, Mark	Expos	17	4	1	22	132	2	3	0	36	39	21	18	11	8.59	2.45	.327	.292	6.05	429	1	4	1	.61	3.50
	McDonald, Josh	Expos	17	1	0	2	14	0	0	0	6	7	6	2	0	27.00	4.00	.500	.429	7.00	37	0	0	0	.00	.00
	Masterson , Jordan	Reds	13	2	1	13	65	1	1	0	13	12	10	12	7	6.92	1.92	.255	.224	5.69	232	0	2	0	.58	3.77
	Marquez, Francisco	Athletics	8	2	1	15.1	86	1	0	0	25	22	14	7	10	8.22	2.09	.338	.329	4.07	301	0	5	0	1.43	4.57
	Marquez, Francisco	Athletics	4	0	0	8	35	0	0	0	9	5	4	1	5	4.50	1.25	.265	.276	4.75	131	1	0	1	5.00	4.38
	Marin, Kingsley	Expos	9	0	0	3	26	0	0	0	4	13	9	10	2	27.00	4.67	.308	.167	12.67	93	0	3	0	.20	4.67
	Marin, Alex	Expos	7	4	2	24.2	140	1	2	0	38	36	12	23	12	4.38	2.47	.330	.291	6.35	465	2	2	1	.52	3.41
	Marin, Alex	Expos	2	1	1	7	39	0	1	0	11	8	4	5	2	5.14	2.29	.324	.297	5.57	124	0	0	0	.40	2.00
	Manosca, Mike	Pirates	16	0	0	4	30	0	0	0	12	14	11	6	2	24.75	4.50	.522	.429	7.50	100	0	1	0	.33	3.50
	Machin, Michael	Rockies	9	3	0	11	57	0	2	0	12	18	10	9	16	8.18	1.91	.261	.293	3.55	243	0	2	0	1.78	10.18
	Luszcz, Martin	Athletics	18	0	0	2	14	0	0	0	3	5	2	5	1	9.00	4.00	.333	.231	10.50	51	1	0	0	.20	3.50

	<u>Player</u>	<u>Team</u>	<u>GP</u>	<u>GS</u>	<u>CG</u>	<u>IP</u>	<u>BF</u>	<u>W</u>	<u>L</u>	<u>SV</u>	<u>H</u>	<u>R</u>	<u>ER</u>	<u>BB</u>	<u>SO</u>	<u>ERA</u>	<u>WHIP</u>	<u>BAA</u>	<u>BABIP</u>	<u>FIP</u>	<u>PC</u>	<u>PO</u>	<u>HB</u>	<u>HR</u>	<u>SO/BB</u>	<u>SO/7IP</u>
	Luison, Andrew	Dodgers	12	2	0	10	47	2	0	0	14	10	8	6	7	7.20	2.00	.341	.350	4.40	187	1	0	0	1.17	4.90
	Hustler, Adam	Expos	18	1	0	7	43	1	1	0	10	14	6	4	4	7.71	2.00	.263	.237	6.43	134	0	1	1	1.00	4.00
	Hayden, Gary	Athletics	17	6	0	25.2	164	1	2	0	30	51	35	50	14	12.27	3.12	.278	.200	8.75	620	1	6	0	.28	3.82
	Hawley, Casey	Athletics	15	2	1	18.2	106	1	2	0	25	23	16	20	23	7.71	2.41	.301	.301	4.75	418	1	3	0	1.15	8.62
	Hawley, Casey	Athletics	4	2	0	9	48	1	1	0	8	8	3	7	11	3.00	1.67	.205	.216	3.89	206	0	2	0	1.57	8.56
	Harkin, James	Rockies	4	0	0	3	22	0	0	0	12	11	9	3	1	27.00	5.00	.632	.571	6.33	65	0	0	0	.33	2.33
	Gordon, Jonathan	Reds	12	1	0	2	11	0	0	0	3	3	1	1	4	4.50	2.00	.300	.429	1.50	38	0	0	0	4.00	14.00
	Gleason, Chris	Yankees	6	2	0	7.2	40	0	1	0	11	12	8	5	4	9.39	2.09	.333	.306	4.91	157	0	2	0	.80	3.65
	Gellner, Bryan	Rockies	7	0	0	1.2	9	0	0	0	5	5	4	1	0	21.60	3.60	.714	.556	5.80	22	0	1	0	.00	.00
	Fulton, James	Reds	14	8	7	47	231	6	2	0	45	45	18	29	57	3.45	1.57	.227	.254	3.70	868	0	4	1	1.97	8.49
	Fulton, James	Reds	2	1	1	7	33	0	1	0	8	6	2	1	12	2.57	1.29	.258	.381	1.00	120	0	1	0	12.00	12.00
	Floyd, Jordan	Yankees	13	0	0	4	16	0	0	0	3	5	4	3	1	9.00	1.50	.231	.200	5.75	59	0	0	0	.33	1.75
	Floyd, Jason	Yankees	18	1	0	4	34	0	1	0	15	16	7	5	6	15.75	5.00	.517	.536	4.75	114	0	0	0	1.20	10.50
	Dimpfel, Nicholas	Yankees	8	5	4	27	140	3	1	0	28	30	13	20	27	4.33	1.78	.239	.248	4.22	471	1	3	0	1.35	7.00
	Dimpfel, Nicholas	Yankees	1	1	0	4	27	0	1	0	10	10	5	3	5	11.25	3.25	.435	.455	3.75	105	0	1	0	1.67	8.75

	<u>Player</u>	<u>Team</u>	<u>GP</u>	<u>GS</u>	<u>CG</u>	<u>IP</u>	<u>BF</u>	<u>W</u>	<u>L</u>	<u>SV</u>	<u>H</u>	<u>R</u>	<u>ER</u>	<u>BB</u>	<u>SO</u>	<u>ERA</u>	<u>WHIP</u>	<u>BAA</u>	<u>BABIP</u>	<u>FIP</u>	<u>PC</u>	<u>PO</u>	<u>HB</u>	<u>HR</u>	<u>SO/BB</u>	<u>SO/7IP</u>
	Desrosiers, Darren	Dodgers	14	1	0	16	86	2	2	0	14	21	15	22	14	8.44	2.25	.226	.194	6.38	276	0	2	0	.64	6.13
	Damico, Ross	Pirates	8	6	0	20.2	113	1	2	0	31	28	16	13	33	6.97	2.13	.326	.388	2.69	432	0	5	0	2.54	11.18
	Damico, Ross	Pirates	5	1	0	7.2	39	0	0	0	8	7	5	8	6	5.87	2.09	.258	.242	5.57	150	1	0	0	.75	5.48
	Couperthwaite, Michael	Rockies	9	3	2	20.2	128	0	2	0	48	50	39	21	8	16.98	3.34	.457	.400	6.27	422	1	2	0	.38	2.71
	Chang, Jonathan	Dodgers	14	2	0	5	31	0	0	0	11	10	8	3	1	14.40	2.80	.478	.367	5.40	91	0	5	0	.33	1.40
	Cassidy, Jonathan	Expos	15	1	0	2	13	0	0	0	3	2	1	4	1	4.50	3.50	.375	.250	9.00	42	0	1	0	.25	3.50
	Benjamin, Justin	Athletics	9	2	0	14	73	2	2	0	17	19	8	12	14	5.14	2.07	.279	.288	4.57	255	0	0	0	1.17	7.00
	Benjamin, Justin	Athletics	2	0	0	0	6	0	1	0	3	5	5	2	0	.00	.00	1.000	.500	.00	20	0	1	0	.00	.00
	Bellamy, Bill	Pirates	15	0	0	1	10	0	0	0	5	6	1	1	0	9.00	6.00	.625	.500	7.00	27	0	1	0	.00	.00
	Beesley, Ross	Reds	17	0	0	2	12	0	0	0	1	3	3	5	1	13.50	3.00	.143	.091	10.50	44	0	0	0	.20	3.50
	Baran, Brian	Expos	15	0	0	2	14	0	0	0	5	7	1	5	2	4.50	5.00	.556	.417	9.50	55	0	0	0	.40	7.00
	Atkinson, Braden	Rockies	15	2	0	14.2	100	0	3	0	31	44	27	19	10	16.57	3.41	.408	.337	7.41	368	0	5	1	.53	4.77
	Aquino, Jonathan	Reds	8	1	0	6	20	1	0	0	4	1	1	1	3	1.50	.83	.211	.235	3.50	68	0	0	0	3.00	3.50
	America-Gasse, Daniel	Expos	14	0	0	2	14	0	0	0	4	3	3	3	0	13.50	3.50	.364	.286	8.50	41	0	0	0	.00	.00